

Pairing the t:connect Mobile App with the t:slim X2 Insulin Pump

The instructions below are provided as a reference tool for caregivers who are already familiar with the use of an insulin pump and with insulin therapy in general. Not all screens are shown. For more detailed information on the operation of the t:slim X2™ insulin pump, please refer to its user guide.

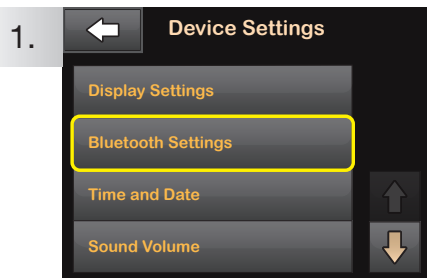
Download the App

Pairing the t:slim X2 insulin pump with a phone via *Bluetooth*® technology will allow the pump to properly communicate with the t:connect® mobile app. If the proper software version is installed on the pump, the whole process should take less than five minutes.

To begin the pairing process, visit the Google Play store or the Apple App Store, search for “Tandem Diabetes” and select “t:connect mobile” from the results. It is recommended to upload pump data via USB prior to syncing your pump with the app.

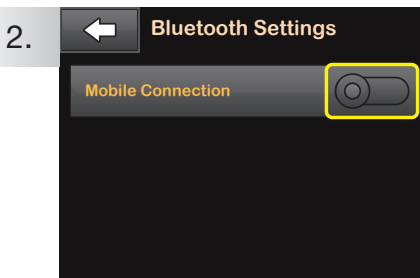


Enable Bluetooth Connection

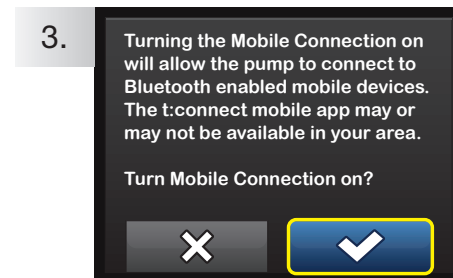


1. Unlock the pump, tap **OPTIONS**, tap **↓**, tap **Device Settings**, then select **Bluetooth Settings**.

NOTE: If Bluetooth Settings is not an option, you may need to update your pump software. Visit portal.tandemdiabetes.com to check for available software updates.

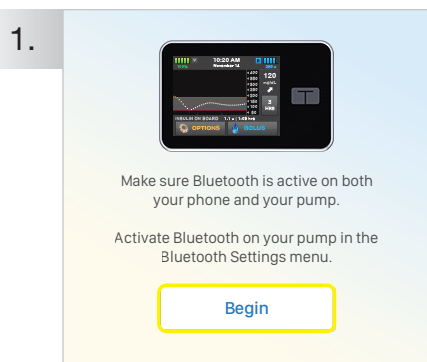


2. Tap the toggle to turn on the Mobile Connection and enable Bluetooth.



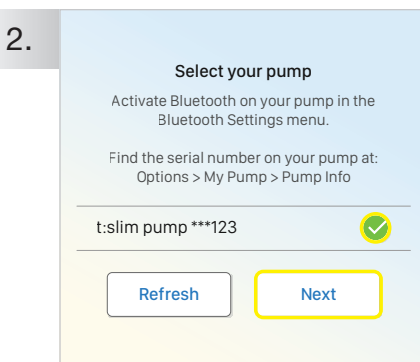
3. Select **✓** to turn on the Mobile Connection. A brief confirmation screen will show that the ability to connect to a mobile device is now turned on.

Pair App With Pump

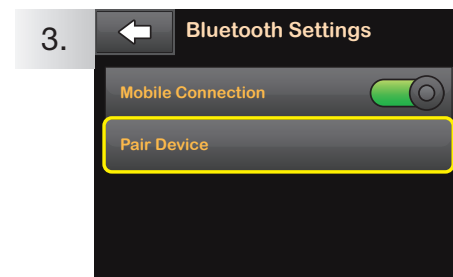


1. Go to the t:connect mobile app, login, and select **Begin** to start the pairing process. Select **OK** on the confirmation screen.

NOTE: Make sure that the Bluetooth setting on the device has already been turned on.



2. Make sure the pump is within close proximity to the phone. Once a connection is established, select the radio button next to the pump's serial number and tap **Next**.

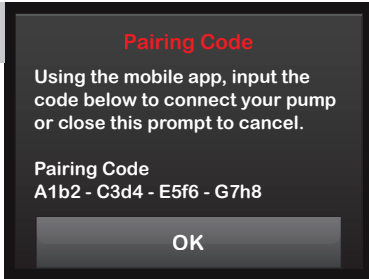


3. On the pump, select **Pair Device** and then press **✓** to continue.



Pair App With Pump (continued)

4.

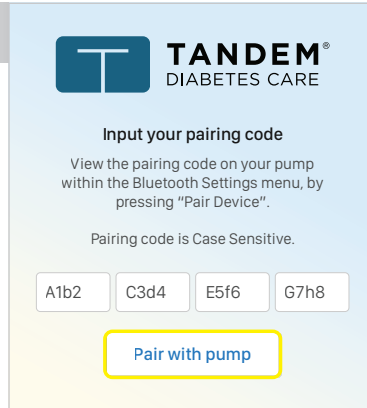


A unique pairing code will be automatically generated.

NOTE: DO NOT press OK located under the unique pairing code, as this will cancel the pairing process.

NOTE: The unique code is only valid for five minutes. If the code expires, the pairing process must be restarted by selecting Pair Device from the Bluetooth Settings screen.

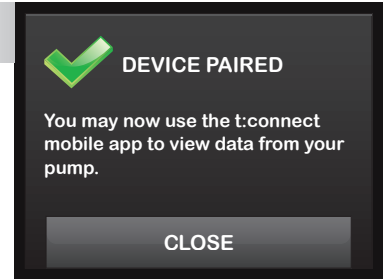
5.



Enter the code that is displayed on the pump directly into the mobile app and press **Pair with pump**.

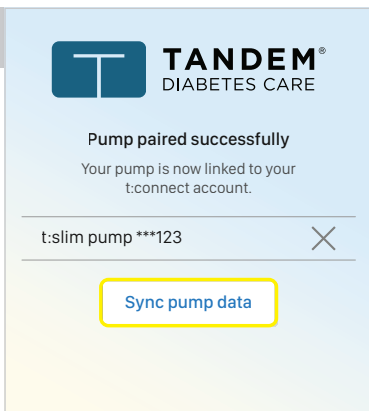
NOTE: The code is case sensitive and must be entered exactly as it is displayed. Your unique code is only valid for five minutes. If the code expires, you will need to begin the pairing process again.

6.



Once the code has been successfully entered, a confirmation screen will appear on the pump. Tap **CLOSE**.

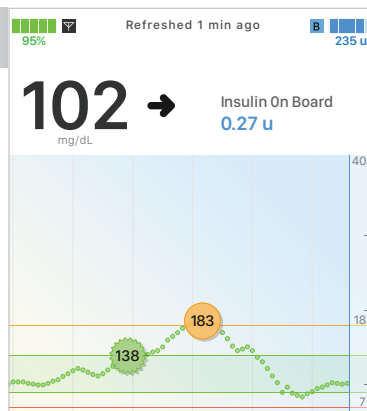
7.



Press **Sync pump data**. The app will then import recent data from the insulin pump.

NOTE: It is recommended to upload current pump data via USB to the t:connect web application prior to syncing your pump with the app.

8.



The app now displays the pump data and is ready for viewing.

NOTE: Data uploads to t:connect do not take place in real-time and require an internet or wireless data connection.



TANDEM
DIABETES CARE

(877) 801-6901
tandemdiabetes.com



t:connect Mobile App



The information on the t:connect mobile app display may not be identical to the current status of your pump. Wireless uploads from the t:connect mobile app to the cloud-based t:connect web application require a compatible phone and an internet or wireless data connection. Uploads to the t:connect web application do not take place in real time and should not be relied upon by healthcare providers or caregivers for remote patient monitoring. Standard carrier data rates may apply.

Important Safety Information: Caution: Federal (USA) law restricts this device to sale by or on the order of a physician. The t:slim X2 insulin pump with interoperable technology is an alternate controller enabled (ACE) pump that is intended for the subcutaneous delivery of insulin, at set and variable rates, for the management of diabetes mellitus in people requiring insulin. The pump is able to reliably and securely communicate with compatible, digitally connected devices, including automated insulin dosing software, to receive, execute, and confirm commands from these devices. The pump is indicated for use in individuals 6 years of age and greater. The pump is intended for single patient, home use and requires a prescription. The pump is indicated for use with NovoLog or Humalog U-100 insulin. The t:slim X2 pump must be removed before MRI, CT, or diathermy treatment. Visit tandemdiabetes.com/safetyinfo for additional important safety information.

t:connect mobile app: The t:connect mobile app is intended to be a secondary display for compatible Tandem Diabetes Care® insulin pumps and is capable of wirelessly uploading pump data it receives into the t:connect web application. The t:connect mobile app is not intended to control an insulin pump and is not intended to be a replacement for the information displayed on your insulin pump. Dosing decisions should not be made based on this device. The user should follow instructions on the continuous glucose monitoring system. This device is not intended to replace self-monitoring practices as advised by a physician.

© 2020 Tandem Diabetes Care, Inc. All rights reserved. Tandem Diabetes Care, t:connect, and t:slim X2 are either registered trademarks or trademarks of Tandem Diabetes Care, Inc. in the United States and/or other countries. Apple and the Apple logo are trademarks of Apple Inc., registered in the U.S. and other countries. App Store is a service mark of Apple Inc. Google Play and the Google Play logo are trademarks of Google LLC. The Bluetooth® wordmark and logos are registered trademarks owned by Bluetooth SIG, Inc. and any use of such marks by Tandem Diabetes Care, Inc. is under license. All other third-party marks are the property of their respective owners. ML-1006074_B