

Managing Mealtime Insulin with Set Units

Understanding Set Units

Set Units mean taking the same amount of insulin before each meal, such as always taking 10 units before lunch. You don't adjust set units based on your food or glucose level. Your healthcare professional will help decide if this method works for you and how much insulin to take.

Entering Set Units for the t:slim X2 Insulin Pump

My Set Units

Breakfast

_____ units

Lunch

_____ units

Dinner

_____ units

Other:

Images are for reference only. Your screen may look different and doses are not meant as suggestions.



Tap **Bolus**.



Tap **X** to decline adding a Correction Bolus.



Tap **units** to enter your set units then tap **✓**.



Confirm insulin amount and tap **✓**.



Review and follow prompts to deliver bolus.

Entering Set Units for the Tandem Mobi System

My Set Units

Breakfast

_____ units

Lunch

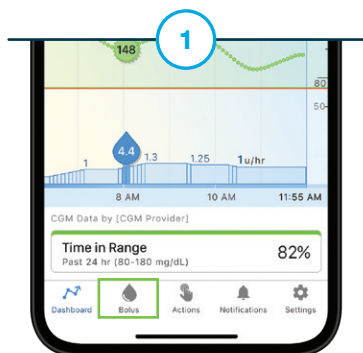
_____ units

Dinner

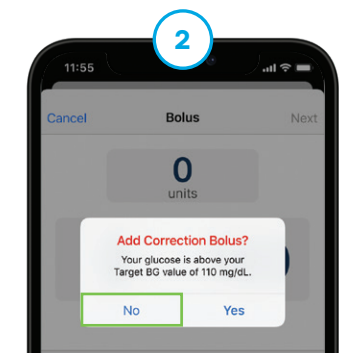
_____ units

Other:

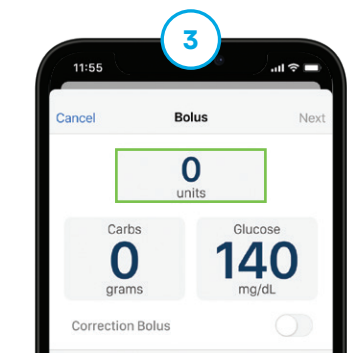
Images are for reference only. Your screen may look different and doses are not meant as suggestions.



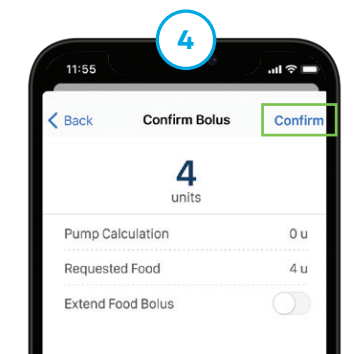
Tap **Bolus**.



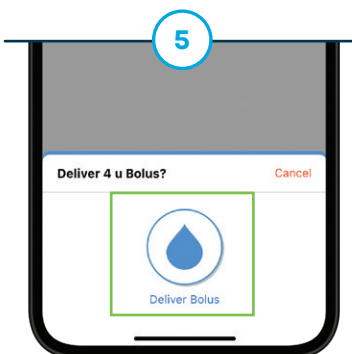
Tap **No** to decline adding a Correction Bolus.



Tap **units** to enter your set units and then tap **Done**. Tap **Next** to continue.



Tap **Confirm**.



Tap the **blue drop** to deliver the bolus.

It's best to bolus before meals. But if you forget, don't worry – Control-IQ+ technology has you covered with automatic insulin adjustments every five minutes and helpful AutoBoluses.

Important Safety Information: RX ONLY. Indicated for patients with type 1 diabetes, 2 years and older and for patients with type 2 diabetes, 18 years and older. Safety info: tandemdiabetes.com/safetyinfo.

WARNING: Control-IQ+ technology should not be used in anyone under the age of 2 years old with type 1 diabetes or under the age of 18 years old with type 2 diabetes. It should also not be used in patients who require less than a total daily insulin dose of 5 units of insulin per day or who weigh less than 20 pounds, as those are the required minimum values needed for Control-IQ+ to operate safely.

© 2025 Tandem Diabetes Care, Inc. All rights reserved. Tandem Diabetes Care, Tandem logos, Tandem Mobi, Control-IQ+, and t:slim X2 are either registered trademarks or trademarks of Tandem Diabetes Care, Inc. in the United States and/or other countries. MAT-0097_3



TANDEM
Diabetes Care

(877) 801-6901
tandemdiabetes.com



Need additional help?
Scan the code for more information.

FOR USE IN THE
UNITED STATES ONLY

