

Managing Mealtime Insulin

With Set Units



Understanding Set Units

Set Units mean taking the same amount of insulin before each meal, such as always taking 10 units before lunch. You don't adjust set units based on your food or glucose level. Your healthcare professional will help decide if this method works for you and how much insulin to take.

Entering Set Units for the t:slim X2 Insulin Pump

My Set Units

Breakfast	Lunch	Dinner	Other:
____ Units	____ Units	____ Units	_____

Images are for reference only. Your screen may look different and doses are not meant as suggestions.



Tap Bolus.



Tap X to decline adding a Correction Bolus.



Tap the units to enter your Set Units then tap the check mark.



Confirm insulin amount and tap the check mark.



Review and follow prompts to deliver bolus.

Entering Set Units for the Tandem Mobi System

My Set Units

Breakfast

_____ Units

Lunch

_____ Units

Dinner

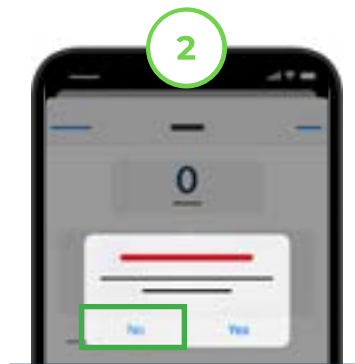
_____ Units

Other:


Images are for reference only. Your screen may look different and doses are not meant as suggestions.



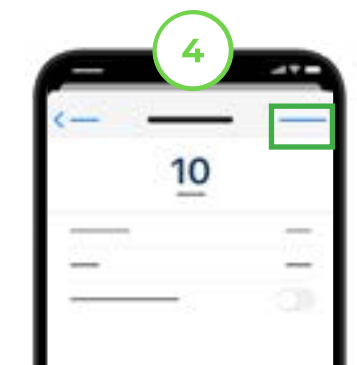
Tap Bolus.



Tap No to decline adding a Correction Bolus.



Tap the units to enter your Set Units, then tap Done.



Tap Next.



Tap Confirm and tap the Blue Drop to deliver the bolus.

It's best to bolus before meals. But if you forget, don't worry – Control-IQ+ technology has you covered with automatic insulin adjustments every 5 minutes and helpful AutoBoluses.

Important Safety Information: RX ONLY. Indicated for patients with type 1 diabetes, 2 years and older and for patients with type 2 diabetes, 18 years and older. Safety info: tandemdiabetes.com/safetyinfo.

WARNING: Control-IQ+ technology should not be used in anyone under the age of 2 years old with type 1 diabetes or under the age of 18 years old with type 2 diabetes. It should also not be used in patients who require less than a total daily insulin dose of 5 units of insulin per day or who weigh less than 20 pounds, as those are the required minimum values needed for Control-IQ+ to operate safely.

© 2025 Tandem Diabetes Care, Inc. All rights reserved. Tandem Diabetes Care, Tandem logos, Tandem Mobi, Control-IQ+, and t:slim X2 are either registered trademarks or trademarks of Tandem Diabetes Care, Inc. in the United States and/or other countries. MAT-0097_1



TANDEM
Diabetes Care

(877) 801-6901
tandemdiabetes.com



Need additional help?
Scan the code for more information.

FOR USE IN THE
UNITED STATES ONLY

