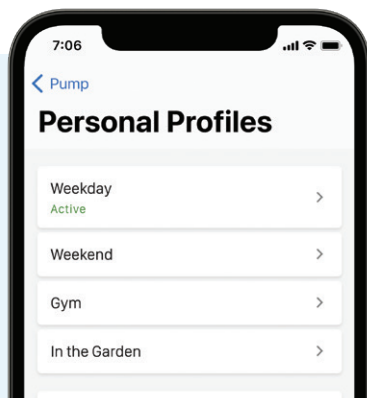
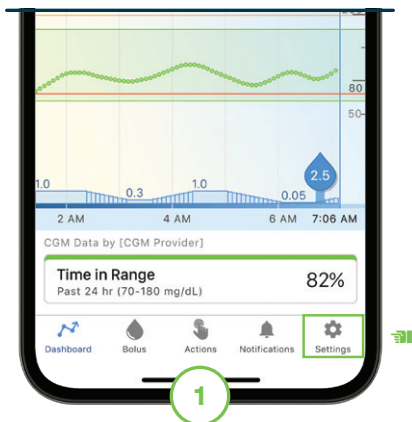




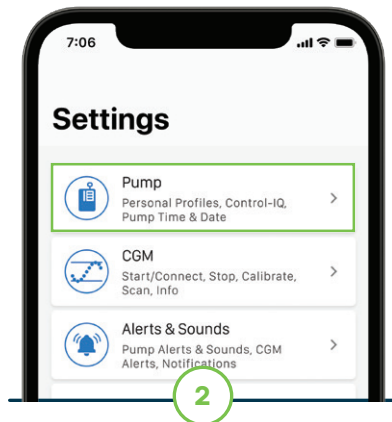
A Personal Profile is a group of settings (recommended by the user's healthcare provider) that define basal and bolus delivery within specific time segments for a 24-hour period.



Note: These instructions are provided as a reference tool for pump users and caregivers who are already familiar with the use of an insulin pump and with insulin therapy in general. Not all screens are shown. For more detailed information on the operation of the Tandem Mobi system, please refer to the user guide.



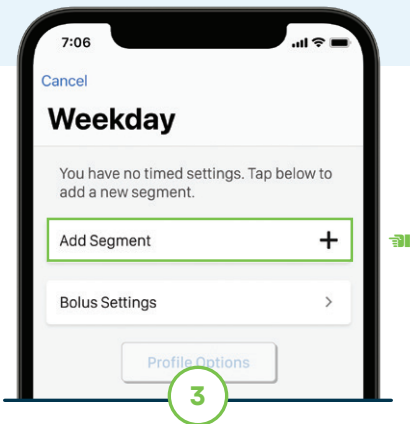
Tap **Settings** from the Navigation bar.



Tap **Pump**. Use the smartphone's security feature to verify identity.

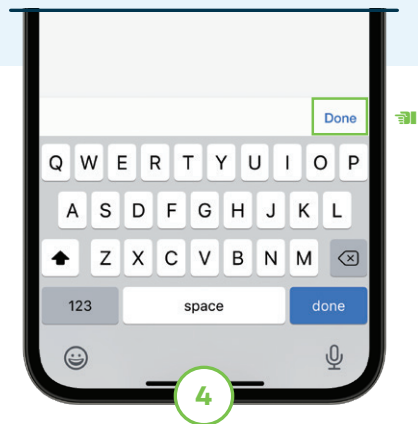
Warning: DO NOT start to use your pump before consulting with your healthcare provider to determine which features are most appropriate.

Note: The system uses device authentication to ensure data security and patient confidentiality.

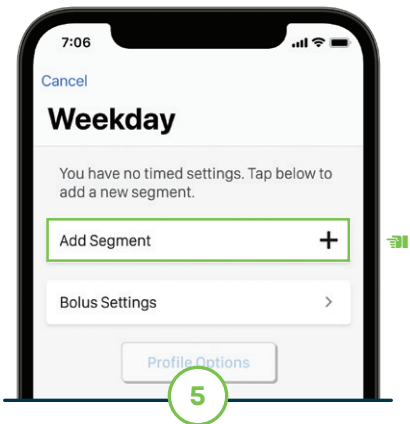


Tap **Personal Profiles** and then **Add New Profile** to continue.

Note: Up to six different Personal Profiles can be created to provide more flexibility for the user.

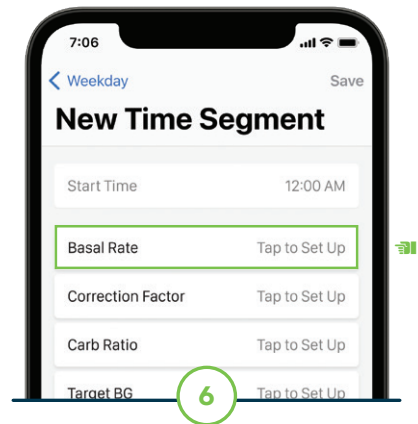


Using the on-screen keyboard, enter a profile name (up to 16 characters). Tap **Done** and then **Next** to continue.

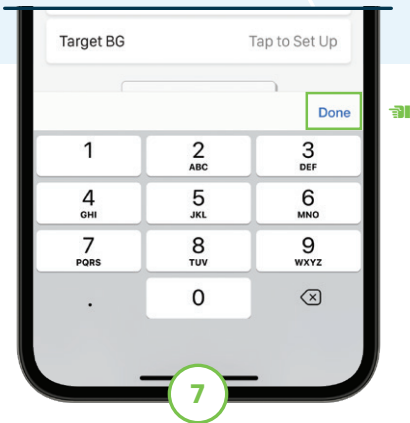


Tap **Add Segment** to set insulin delivery settings.

Note: Up to 16 different time segments can be set in a Personal Profile. The first time segment is always set to 12:00 AM and cannot be edited.

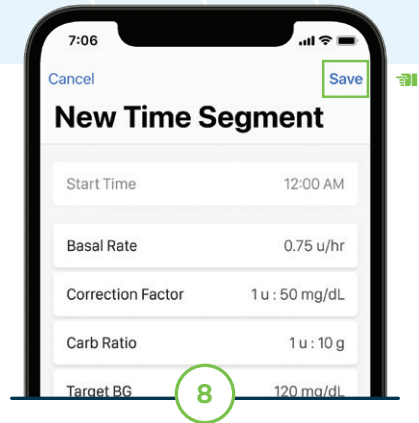


Tap **Basal Rate**.



Enter the desired value and tap **Done**.

Note: Always confirm that the decimal point placement is correct when entering the Personal Profile information.



Repeat Steps 6 and 7 for the Correction Factor, Carb Ratio, and/or Target BG.

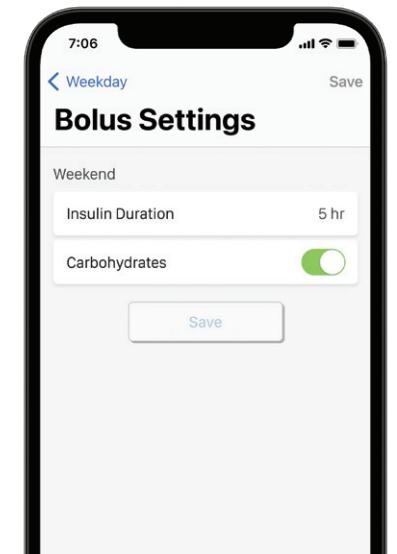
Tap **Save** when finished.

Bolus Settings

Carbohydrates and Insulin Duration can be modified from the Bolus Settings menu of the Personal Profile.

Insulin Duration (how long a bolus lowers your blood glucose) has a default setting of five hours and can be adjusted from two to eight hours when Control-IQ technology is off.

Carbohydrates must be toggled on in order to use Control-IQ technology and grams of carbohydrate when calculating bolus delivery.

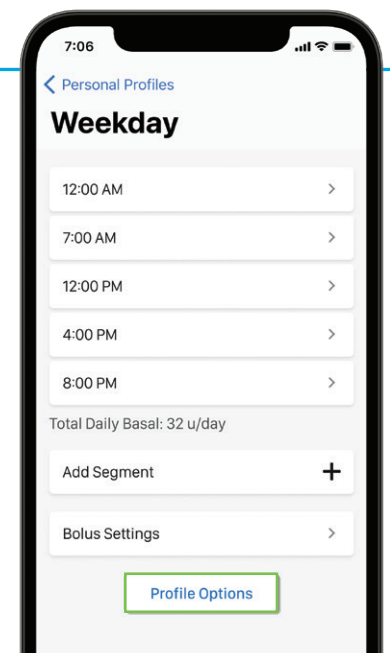


Profile Options

Personal Profiles can be activated, duplicated, deleted, and/or renamed from the Profile Options menu within a specific profile.

The Delete option is disabled for the active Personal Profile. The active Personal Profile cannot be deleted until another profile has been activated.

If only one Personal Profile is defined, that Personal Profile is automatically activated.



Important Safety Information: RX ONLY. Indications for Use: Tandem Mobi system: The Tandem Mobi insulin pump with interoperable technology (the pump) is intended for the subcutaneous delivery of insulin, at set and variable rates, for the management of diabetes mellitus in persons requiring insulin. The pump is able to reliably and securely communicate with compatible, digitally connected devices, including automated insulin dosing software, to receive, execute, and confirm commands from these devices. The pump is intended for single patient, home use and requires a prescription. The pump is indicated for use in individuals 6 years of age and greater. **Control-IQ technology:** Control-IQ technology is intended for use with compatible integrated continuous glucose monitors (iCGM, sold separately) and alternate controller enabled (ACE) pumps to automatically increase, decrease, and suspend delivery of basal insulin based on iCGM readings and predicted glucose values. It can also deliver correction boluses when the glucose value is predicted to exceed a predefined threshold. Control-IQ technology is intended for the management of Type 1 diabetes mellitus in persons 6 years of age and greater. Control-IQ technology is intended for single patient use. Control-IQ technology is indicated for use with NovoLog or Humalog U-100 insulin.

WARNING: Control-IQ technology should not be used by anyone under the age of 6 years old. It should also not be used in patients who require less than 10 units of insulin per day or who weigh less than 55 pounds.

Control-IQ technology is not indicated for use in pregnant women, people on dialysis, or critically ill patients. Do not use Control-IQ technology if using hydroxyurea. Users of a Tandem insulin pump and Control-IQ technology must use the insulin pump, CGM, and all other system components in accordance with their respective instructions for use; test blood glucose levels as recommended by their healthcare provider; demonstrate adequate carb-counting skills; maintain sufficient diabetes self-care skills; see healthcare provider(s) regularly; and have adequate vision and/or hearing to recognize all functions of the pump, including alerts, alarms, and reminders. The Tandem pump and the CGM transmitter and sensor must be removed before MRI, CT, or diathermy treatment. Visit tandemdiabetes.com/safetyinfo for additional important safety information.

© 2024 Tandem Diabetes Care, Inc. All rights reserved. Tandem Diabetes Care, the Tandem logo, Tandem Mobi, and Control-IQ are either registered trademarks or trademarks of Tandem Diabetes Care, Inc. in the United States and/or other countries. All third-party marks are the property of their respective owners. ML-1012936_A

