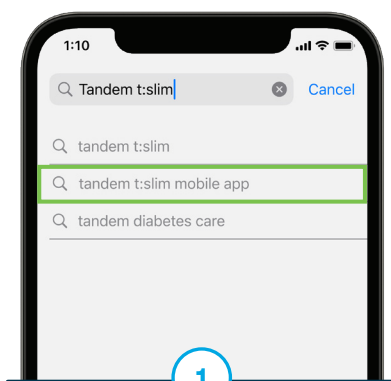


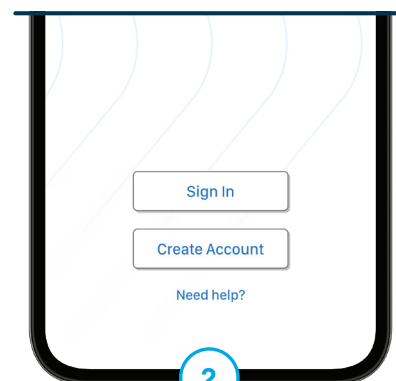


Certain smartphone settings will need to be adjusted to ensure the app is functioning safely. For details, see the Smartphone Setup section.



1

Search for and install the Tandem t:slim mobile app from your smartphone's app store.



2

Open the mobile app and sign In with existing credentials or create an account.



3

From the Home screen on your pump, tap **OPTIONS**.



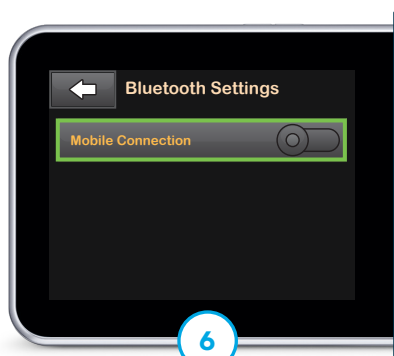
4

Tap the down arrow and then tap **Device Settings**.



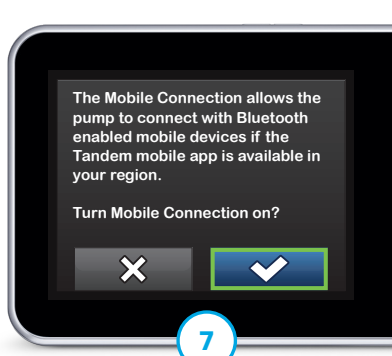
5

Tap **Bluetooth Settings**.



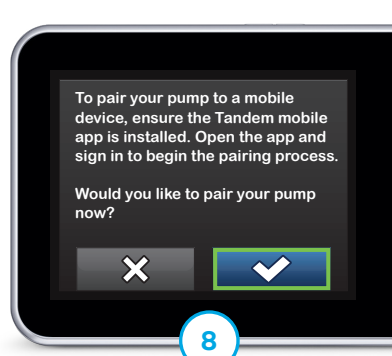
6

Tap the toggle on.



7

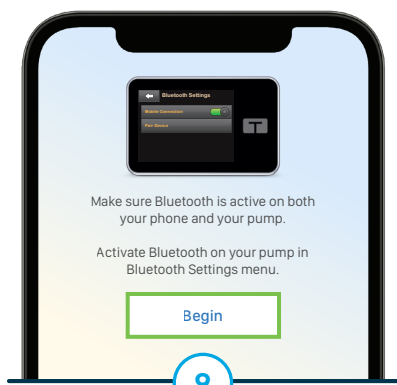
Tap to continue.



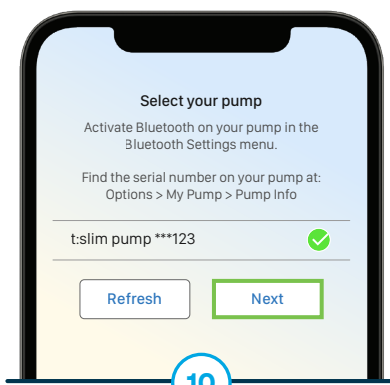
8

A confirmation screen will appear to confirm pairing. Tap to continue.

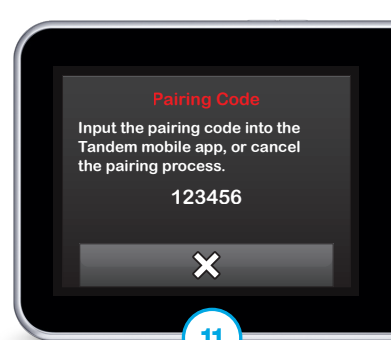
Pairing the Mobile App (continued)



Select **Begin** and then **OK** on the confirmation screen on the mobile app.



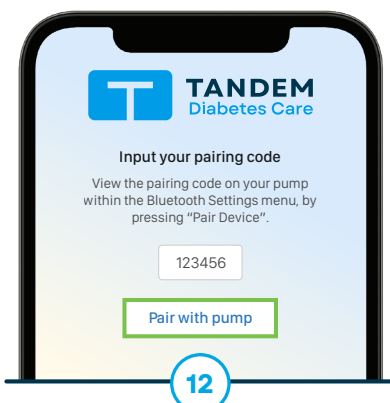
Select the radio button next to the pump and tap **Next**.



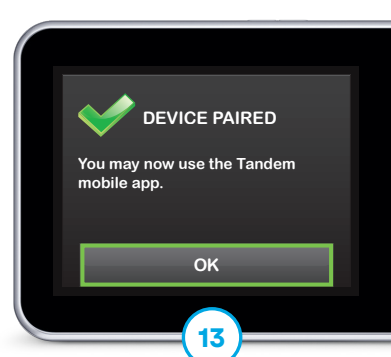
Unique pairing code will automatically be generated. **DO NOT** press **X** as this will cancel the process.



The pairing code is only valid for five minutes. If the code expires, the pairing process must be restarted.



On the mobile app, enter the pairing code and tap **Pair with pump**.



A confirmation screen will appear on the pump. Tap **OK** to continue.



Press **Sync pump data** on the mobile app to import recent data from the insulin pump.



Once the mobile app displays the pump data, it is now ready for viewing.



After the pairing process is complete, pump and therapy data are wirelessly uploaded to the Tandem Source platform.

Smartphone Setup



Disable zoom mode

when using the Tandem t:slim mobile app. This can be found within the smartphone's Accessibility settings.



Disable automatic updates

so that the user can confirm the app is compatible with the new OS software version before manually updating.



Enable smartphone security

(e.g., screen lock, passcode, face recognition) before adjusting insulin delivery and programming the pump.



Enable notifications, disable Low Power Mode, and allow all permission requests to receive pump alerts, alarms, and notifications.



User Account

If the user already has a Tandem Source account, please sign in with the existing email address and password.

New users can create either Parent/Guardian or Personal accounts.

Keep App Open

The mobile app must run in the background in order to receive and transmit data to and from the t:slim X2 insulin pump and to ensure the user can receive notifications.

Damaged Phone

Discontinue use of the app if the smartphone or a significant portion of the display is damaged. Until the device can be replaced, use your t:slim X2 pump for insulin delivery.

Protect Password

Never share the security password or authorize any other person to access the smartphone via their biometric information to avoid unintentional changes in delivery.

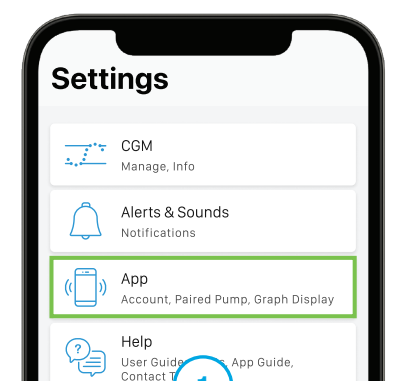
Connection Issues

If the user experiences issues or difficulty connecting the pump with the Tandem t:slim mobile app, force stop or close the current session, and then tap the app icon to restart the mobile app.

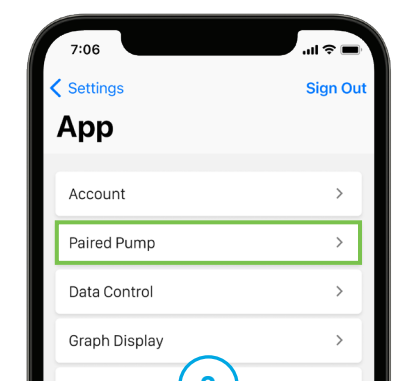
Unpairing the Mobile App



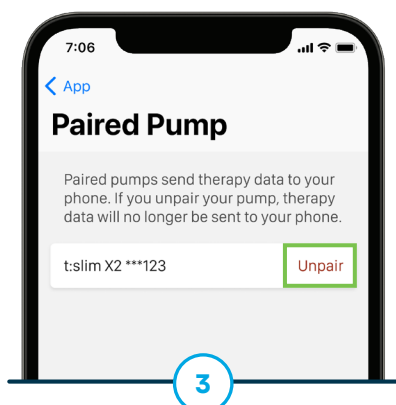
If the t:slim X2 insulin pump is ever replaced or if the user experiences persistent issues with the app, follow these instructions to unpair the pump from the app before pairing again.



Tap **Settings** from the Navigation bar and then **App**.



Tap **Paired Pump**.



Tap **Unpair**. Confirmation prompts will appear.

Visit tandemdiabetes.com for additional resources.

These instructions are provided as a reference tool for individuals who are already familiar with the use of a Tandem Diabetes Care insulin pump. Not all screens are shown. For more detailed information on the operation of the t:slim X2 pump, please refer to its user guide.

This product may not be right for you. Always read and follow the label.

Important Safety Information: Tandem insulin pumps are intended for the subcutaneous delivery of insulin, at set and variable rates, for the management of diabetes mellitus in persons requiring insulin. Visit tandemdiabetes.com/safetyinfo for additional important safety information.

WARNING: Control-IQ technology should not be used by anyone under the age of 6 years old. It should also not be used in users who require less than 10 units of insulin per day or who weigh less than 25 kilograms.

© 2025 Tandem Diabetes Care, Inc. All rights reserved. Tandem Diabetes Care, Tandem logos, t:slim, t:slim X2, Tandem Source, and Control-IQ are either registered trademarks or trademarks of Tandem Diabetes Care, Inc. in the United States and/or other countries. MAT-0773_1



TANDEM
Diabetes Care

(833) 509-3598
tandemdiabetes.com

FOR USE IN
CANADA ONLY

