



T:SLIM X2 INSULIN PUMP

# Deliver an Extended Bolus



**Pump Tip:** An Extended Bolus allows the user to deliver part of the bolus now and part of it slowly over a period of up to eight hours, or to deliver the whole bolus over an extended period of time.



From the Home screen, tap **BOLUS**.

**Note:** These instructions are provided as a reference tool for pump users and caregivers who are already familiar with the use of an insulin pump and with insulin therapy in general. Not all screens are shown. For more detailed information on the operation of the t:slim X2 pump, please refer to its user guide.



Tap **0 grams** to enter the carbs for the user's bolus.



Enter desired value. Tap  to continue.

**Note:** If this area reads "units," the carb feature is turned off in the active profile.

**Note:** Be sure "grams" is displayed above keypad when entering food boluses.




**Pump Tip:** If an above-target blood glucose (BG) value is entered on BOLUS screen, the correction bolus amount will not be extended.



Tap **Add BG** to enter the user's blood glucose.

**Note:** If certain advanced features are being used, the current CGM reading may auto-populate to the bolus calculator.



Enter the value.  
Tap  to continue.

**Note:** Be sure "mg/dL" is displayed above keypad when entering blood glucose values.




Tap  to continue.




Verify the dose and tap  to continue.

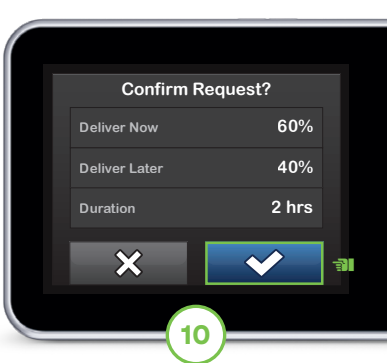
**Note:** Calculations are based on preset insulin-to-carb ratios and correction factors, which may be set in Personal Profiles.




Tap the toggler to the on position to extend the bolus. Tap  to continue.



Use the default settings or tap **DELIVER NOW** or **DURATION** to set desired values. Tap  to continue.



Tap  to confirm.



Tap  to start the bolus.

**Note:** If Control-IQ technology is turned on, extended boluses are limited to two hours. Please see the user guide for more information.

The BOLUS INITIATED screen will appear to confirm delivery has started.

## Bolus Icon

After a bolus has been delivered, the user will see a blue square icon on the bottom of the trend graph. The icon will move along to the left as time passes, like the graph timeline.

There are three types of icons that the user might see, depending on the type of bolus delivered. The extended bolus icon is shown on the right.



**Pump Tip:** Only one extended bolus can be active at a time. But if the DELIVER LATER portion of an extended bolus is active, a standard bolus can be requested.

**Important Safety Information:** RX ONLY. The t:slim X2 pump and Control-IQ technology are intended for single patient use. The t:slim X2 pump and Control-IQ technology are indicated for use with U-100 insulin only. **t:slim X2 insulin pump:** The t:slim X2 insulin pump with interoperable technology is an alternate controller enabled (ACE) pump that is intended for the subcutaneous delivery of insulin, at set and variable rates, for the management of diabetes mellitus in people requiring insulin. The pump is able to reliably and securely communicate with compatible, digitally connected devices, including automated insulin dosing software, to receive, execute, and confirm commands from these devices. The t:slim X2 pump is indicated for use in individuals six years of age and greater. **Control-IQ technology:** Control-IQ technology is intended for use with a compatible integrated continuous glucose monitor (iCGM, sold separately) and ACE pump to automatically increase, decrease, and suspend delivery of basal insulin based on iCGM readings and predicted glucose values. It can also deliver correction boluses when the glucose value is predicted to exceed a predefined threshold. Control-IQ technology is intended for the management of Type 1 diabetes mellitus in persons six years of age and greater.

**WARNING:** Control-IQ technology should not be used by anyone under the age of six years old. It should also not be used in patients who require less than 10 units of insulin per day or who weigh less than 55 pounds.

Control-IQ technology is not indicated for use in pregnant women, people on dialysis, or critically ill patients. Do not use Control-IQ technology if using hydroxyurea. Users of the t:slim X2 pump and Control-IQ technology must: use the insulin pump, CGM, and all other system components in accordance with their respective instructions for use; test blood glucose levels as recommended by their healthcare provider; demonstrate adequate carb-counting skills; maintain sufficient diabetes self-care skills; see healthcare provider(s) regularly; and have adequate vision and/or hearing to recognize all functions of the pump, including alerts, alarms, and reminders. The t:slim X2 pump, and the CGM transmitter and sensor must be removed before MRI, CT, or diathermy treatment. Visit [tandemdiabetes.com/safetyinfo](http://tandemdiabetes.com/safetyinfo) for additional important safety information.

© 2023 Tandem Diabetes Care, Inc. All rights reserved. Tandem Diabetes Care, Control-IQ, and t:slim X2 are either registered trademarks or trademarks of Tandem Diabetes Care, Inc. in the United States and/or other countries. ML-000313\_J



**TANDEM**  
Diabetes Care

(877) 801-6901  
[tandemdiabetes.com](http://tandemdiabetes.com)

FOR USE IN THE  
UNITED STATES ONLY

