

Predicts and helps
prevent lows with
zero fingersticks*

t:slim X2™

Insulin Pump

NOW FEATURING BASAL-IQ™ TECHNOLOGY

Basal-IQ Technology is not a substitute for active self-management of your diabetes. Please see back cover for more information. *If glucose alerts and CGM readings do not match symptoms or expectations, use a blood glucose meter to make diabetes treatment decisions.



TANDEM®
DIABETES CARE

Introducing Basal-IQ™ Technology


When life gets busy, the fear of going low can really get in your way. Whether you're asleep, hard at work, exercising, or just going about your day, the t:slim X2™ Insulin Pump with Basal-IQ Technology can help you spend less time worrying about lows and more time living your life.

- Zero fingersticks required for calibrations or mealtime tests* when using Dexcom G6® Continuous Glucose Monitoring (CGM).†
- No complicated settings or modes to manage.
- Simple to learn and use.

*If glucose alerts and CGM readings do not match symptoms or expectations, use a blood glucose meter to make diabetes treatment decisions.

Caroline
diagnosed
2008






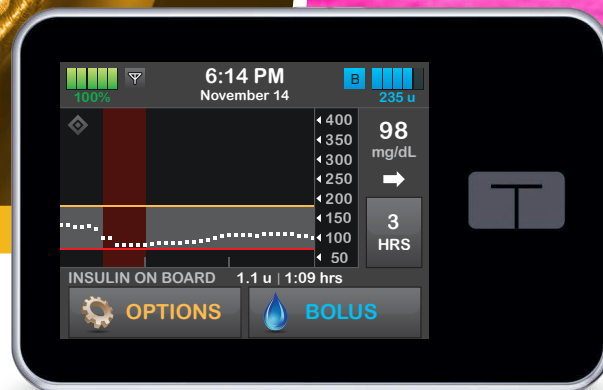
3:56 AM
insulin
suspended



11:24 AM
insulin
suspended



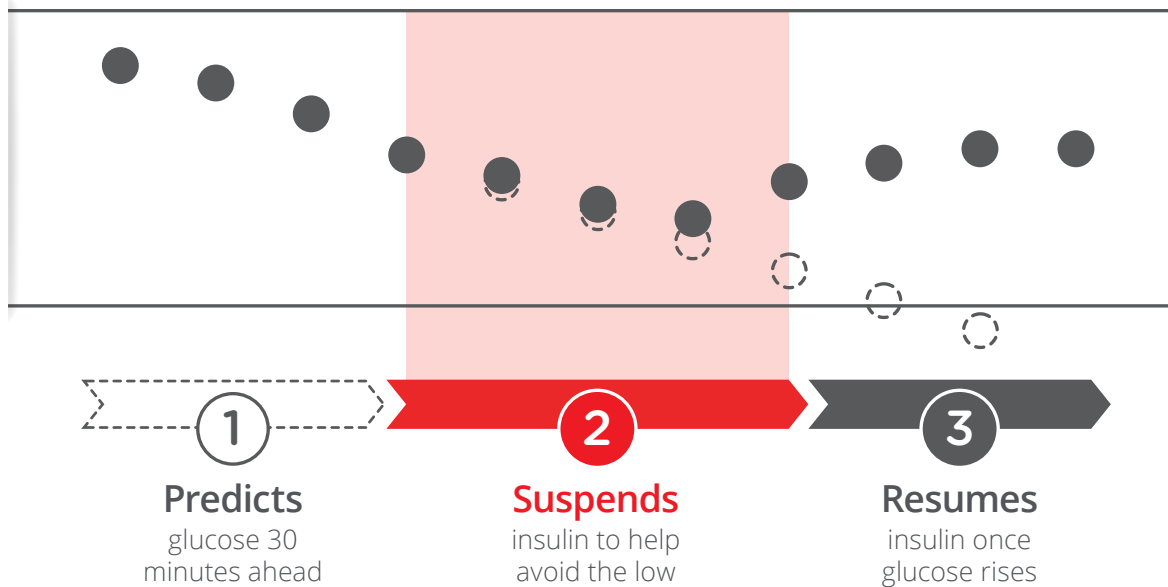
4:14 PM
insulin
suspended



(Actual Size)

How does Basal-IQ work?

The Basal-IQ feature helps reduce the frequency and duration of low-glucose events by predicting glucose levels 30 minutes ahead and suspending insulin if they are expected to drop below 80 mg/dL.



Basal-IQ Technology is not a substitute for active self-management of your diabetes. Please see back cover for more information.





Chris
diagnosed
1978

CLINICAL STUDY RESULTS

Less time low

31% relative reduction in sensor time below 70 mg/dL when study participants used a t:slim X2 Insulin Pump with Basal-IQ Technology.¹

Simple to use

91% of study participants said the Basal-IQ feature on the t:slim X2 Pump was easy to use.¹

Technology you expect in a modern device



Large Touchscreen

Our color touchscreen interface is easy to read, simple to learn, and intuitive to use for anyone familiar with a smartphone or tablet.



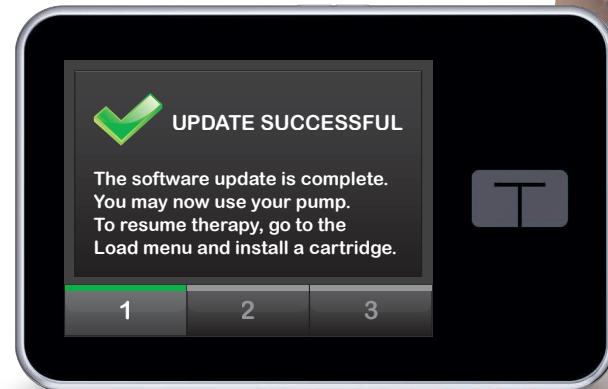
Rechargeable Battery


Charge the battery using a convenient micro-USB port. Can you imagine a smartphone that still used disposable batteries?



Micro-USB Port

Simple battery charging, data transfer, and software updates are possible with our integrated micro-USB port.





Remote feature updates

The pace of innovation in diabetes technology has been moving faster and faster. Tandem is the only company that allows you to remotely update features on your insulin pump using a personal computer. Remote software updates have the potential to allow t:slim X2 Pump users access to future features as they are approved by the FDA.[‡]

Zero fingersticks with Dexcom G6 CGM

Dexcom G6 CGM is FDA permitted to make diabetes treatment decisions with zero fingersticks and no calibration.* Dexcom is the #1-preferred CGM brand,² with products that feature exceptional performance.



10-day sensor wear

Three days longer than any other integrated CGM system.



Simple auto-applicator

An easy-to-use sensor applicator with one button insertion.

*If glucose alerts and CGM readings do not match symptoms or expectations, use a blood glucose meter to make diabetes treatment decisions.



How does CGM work?

CGM provides real-time glucose readings every five minutes throughout the day and night, notifying you of highs and lows.

SMALL SENSOR

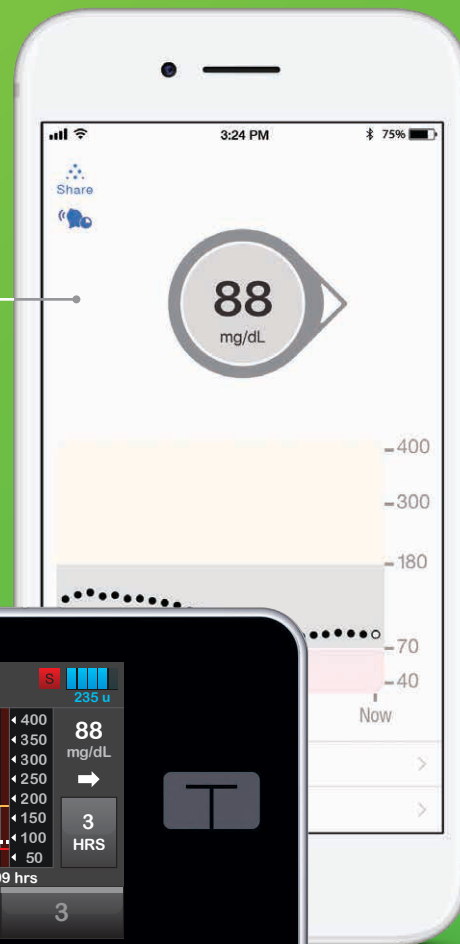
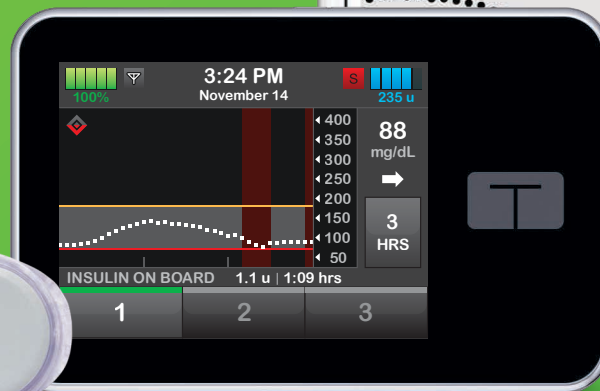
A discreet, water-resistant^s sensor located just underneath your skin measures your glucose levels.

TRANSMITTER

Glucose data is sent securely via *Bluetooth*[®] technology to your t:slim X2 Pump and compatible smart device.**

DATA SHARING

CGM data can also be sent to a smart device for sharing with friends, family, and caregivers.[^]

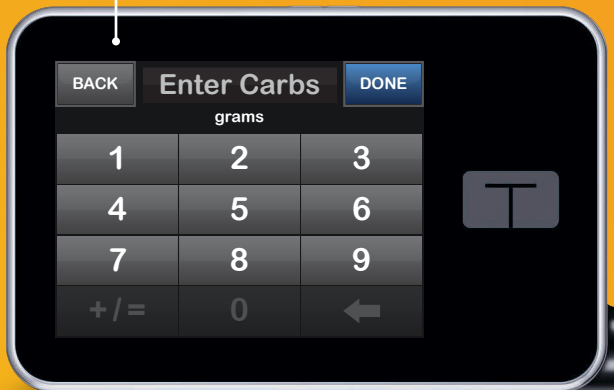


How do insulin pumps work?

Like a healthy pancreas, insulin pumps deliver only one type of insulin. Using your personal settings, the insulin is delivered both continuously (basal) and in larger doses for meals (bolus).

TOUCHSCREEN

Insulin delivery is personalized using a simple touchscreen.



INFUSION SITE

The tubing is attached to an adhesive patch, which holds a short, fine tube (cannula) that is placed under the skin. This infusion site is changed every two to three days.



TUBING

The insulin flows through thin, flexible tubing, available in a variety of lengths.

(Actual Size)



Kerri
diagnosed
1996



Simple bolus dosing

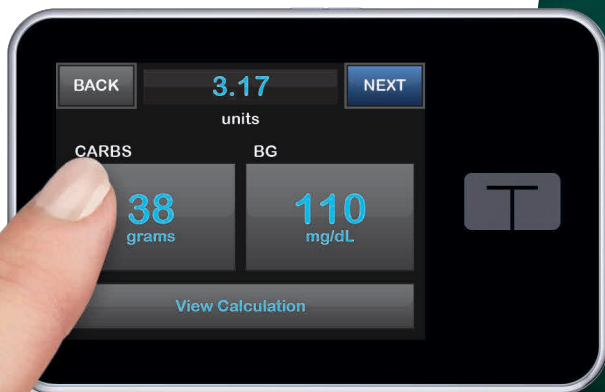
The t:slim X2 Insulin Pump allows you to deliver your mealtime insulin, also called a bolus, using a simple, color touchscreen and an integrated bolus calculator with carb adding capabilities.

Simple basal dosing

You can personalize your t:slim X2 Insulin Pump to deliver a steady amount of insulin to meet your changing needs throughout the day and night. This is called basal delivery.

So simple

Touchscreen technology makes the t:slim X2 Pump simple to learn and simple to use, so whether you're new to pump therapy or experienced, the t:slim X2 Pump was designed for you.




So durable

The t:slim X2 Pump is ultra strong – the aluminum case is very durable and light. The touchscreen is made of high-grade, shatter-resistant glass. Plus, the t:slim X2 Pump is watertight,^{††} so you don't have to worry about it accidentally getting wet.





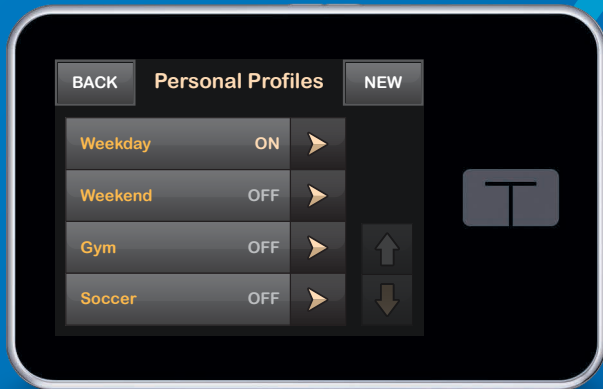
0.6 in.



2 in.

So small

The beauty of the t:slim X2 Insulin Pump is that it is up to 38% smaller than other pumps,³ yet it can hold a surprisingly large amount of insulin – up to 300 units.



6 Unique Profiles

Simple to personalize

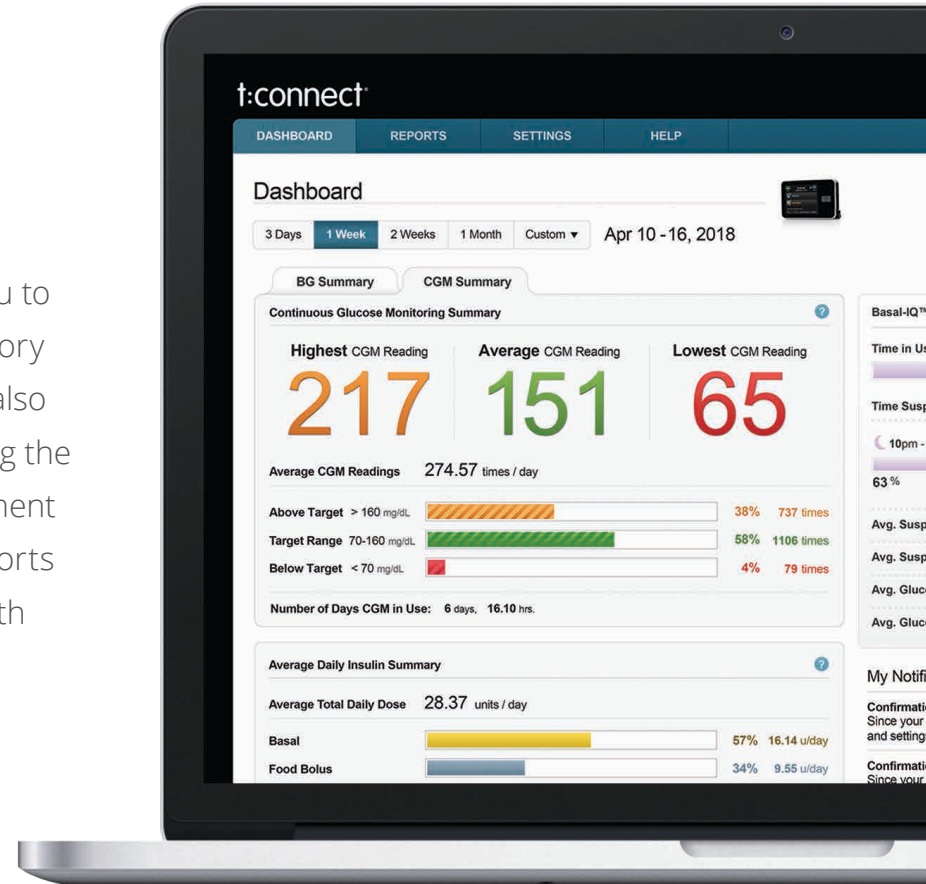
You can create up to six different Personal Profiles, and within each profile, you have up to 16 different time segments that allow for individual basal rates, insulin-to-carb ratios, correction factors, and target blood sugars. You can also name your profiles whatever you want, so it's easy to know which one to use.



Kyrra
diagnosed
2008

Simple to analyze

The t:slim X2 Pump allows you to view your insulin delivery history right on the screen. You can also quickly upload your data using the t:connect® Diabetes Management Application and generate reports for more in-depth analysis with your healthcare provider.



Why Tandem Diabetes Care?

When you purchase an insulin pump from Tandem, you get more than just a pump:



LOCAL SUPPORT

Assistance is available from a Tandem representative and clinical diabetes educator in your area.



INSURANCE VERIFICATION

We'll help you through the process and work to get you the lowest out-of-pocket cost.



EXPERT TRAINING

Even though our products are simple to learn and simple to use, we offer personal pump training to every new customer.



30-DAY RETURN POLICY

We believe that we make the best insulin pumps on the market, but we understand that everyone's needs are unique, and sometimes things just don't work out.



4-YEAR LIMITED WARRANTY

If you need a replacement pump in a larger city, we will deliver a replacement pump within 24 hours and the next day in remote areas.



TRAVEL LOANER PROGRAM

If you will be traveling outside of our replacement area, don't worry, we've got you covered.



THE TANDEM COMMUNITY

From social media to local events, you will be joining an engaged and growing community of Tandem pump users.





David
diagnosed
1991

#1-rated customer support⁴

We put as much effort into standing behind our products as we do into designing them. Our #1-rated, California-based Customer Support Team is staffed by highly trained, enthusiastic representatives, many of whom use insulin pumps themselves. Customer support is available 24 hours a day, 365 days a year.

Patient preferred

Pumps from the t:slim[®] product family, including the original t:slim, t:slim G4[™], and t:slim X2 Pumps, have consistently received some of the highest scores by pump users for product features since early 2013.⁴

Get started!

To begin the process, simply visit:

www.tandemdiabetes.com/getstarted

Fill out and submit the online form, or complete the enclosed form and send it with a copy of the front and back of your insurance card via mail or fax. We will work with your insurance company to determine your benefits and with your healthcare provider to coordinate your prescription.

Have questions?

Do you have questions about the t:slim X2 Insulin Pump or your insurance coverage? Just call us at (877) 801-6901.



A DEMO AS SIMPLE AS OUR PUMPS!

t:simulator™ App

- ✓ No prescription
- ✓ No paperwork
- ✓ No obligation



Technical specification highlights:

PHYSICAL CHARACTERISTICS	
Weight	3.95 ounces (with full 300-unit cartridge)
Insulin	Up to 300 units for use with Humalog® or Novolog®
SAFETY FEATURES	
Automated Insulin Delivery	Basal-IQ predictive low glucose suspend technology
Alarms	Adjustable volume, visual, vibratory
Alerts/Reminders	High BG (blood glucose), Low BG, After Bolus BG, Missed Meal Bolus, Infusion Set Change
INSULIN DELIVERY	
Personal Profiles	Six customizable profiles
Timed Settings	16 timed settings per personal profile
Adjustable Settings	Basal rate, correction factor, carb ratio, target BG
Insulin Duration	Two to eight hours in one-minute increments
Bolus Calculator	Integrated calculator with numeric keypad
Bolus Increments	0.01 units (at volumes greater than 0.05 units)
Insulin Sensitivity Factor	1:1 to 1:600 mg/dL (1 mg/dL increments)
Insulin-to-Carb Ratio	1:1 to 1:300 grams (0.1 increments below 10 grams)
Maximum Bolus Size	25 units (with an option for an additional 25 units)
Basal Rate Increments	0.001 units at programmed rates > 0.1 units/hour
Maximum Basal Rate	15 units/hour
Temporary Basal Rate	15 minutes to 72 hours (range 0 – 250%)
INTEGRATION	
CGM System	Dexcom G6® CGM



RESPONSIBLE USE OF BASAL-IQ TECHNOLOGY

Systems like the t:slim X2 Insulin Pump with Basal-IQ Technology are not substitutes for active management of your diabetes. There are common scenarios in which automated systems cannot prevent a hypoglycemic event. The Basal-IQ feature relies on current CGM sensor readings to function, and will not be able to predict glucose levels and suspend insulin delivery if your CGM is not functioning properly or if your pump is unable to receive the CGM signal. Be sure to always use the components of your pump system (pump, cartridges, CGM, and infusion sets) according to the applicable instructions for use and check them regularly to make sure they are functioning as expected. Always pay attention to your symptoms, actively monitor and manage your glucose levels, and treat according to the recommendations of your healthcare provider.



TANDEM[®]
DIABETES CARE

(877) 801-6901
www.tandemdiabetes.com

CONNECT WITH US ON:



*If glucose alerts and CGM readings do not match symptoms or expectations, use a blood glucose meter to make diabetes treatment decisions. † Transmitter can only be paired with one medical device (either a Dexcom receiver or t:slim X2 Pump) and one consumer device (phone or tablet) at the same time. ‡ Additional feature updates are not currently available for the t:slim X2 Pump with Basal-IQ technology and are subject to future FDA approvals. Charges may apply. § The Dexcom G6 Sensor and Transmitter are water-resistant and may be submerged under eight feet of water for up to 24 hours without failure when properly installed. ^ Following your shared data requires the Dexcom Follow app. ** For a list of compatible devices, visit www.dexcom.com/compatibility. †† Tested to 3 feet for 30 minutes (IPX7 rating). 1. Forlenza GP, Li Z, Buckingham BA, Pinsky JE, et al. Predictive low glucose suspend reduces hypoglycemia in adults, adolescents, and children with type 1 diabetes in an at-home randomized crossover study: Results of the PROLOG trial [published online August 8, 2018]. *Diabetes Care*. doi:10.2337/dc18-0771. 2. dQ&A USA Diabetes Connections Surveys, 2009-2018. 3. 38% smaller than MiniMed 630G and 670G and at least 28% smaller than MiniMed 530G, Animas Vibe and Omnipod System. Data on file, Tandem Diabetes Care. 4. dQ&A USA Diabetes Connections Surveys, 2013-2018.

Important Safety Information

RX ONLY. The t:slim X2 Insulin Pump with Basal-IQ Technology (the System) consists of the t:slim X2 Insulin Pump, which contains Basal-IQ Technology, and a compatible CGM. CGM sold separately. The t:slim X2 Insulin Pump is intended for the subcutaneous delivery of insulin, at set and variable rates, for the management of diabetes mellitus in persons requiring insulin. The t:slim X2 Insulin Pump can be used solely for continuous insulin delivery and as part of the System. When the System is used with a compatible iCGM, Basal-IQ Technology can be used to suspend insulin delivery based on CGM sensor readings. Interpretation of the System results should be based on the trends and patterns seen with several sequential readings over time. CGM also aids in the detection of episodes of hyperglycemia and hypoglycemia, facilitating both acute and long-term therapy adjustments. Compatible iCGM systems are intended for single patient use and require a prescription. The System is indicated for use in individuals 6 years of age and greater. The System is intended for single patient use and requires a prescription. The System is indicated for use with NovoLog or Humalog U-100 insulin. The System is not approved for use in pregnant women, persons on dialysis, or critically ill patients. For detailed indications for use and safety information, call Tandem toll-free at (877) 801-6901 or visit www.tandemdiabetes.com/safetyinfo. The t:connect Diabetes Management Application is intended for use by individuals with diabetes mellitus who use Tandem Diabetes Care insulin pumps, their caregivers, and their healthcare providers in home and clinical settings. The t:connect Application supports diabetes management through the display and analysis of information downloaded from Tandem Diabetes Care insulin pumps and specified blood glucose meters.

© 2018 Tandem Diabetes Care, Inc. All rights reserved. Tandem Diabetes Care, t:connect and t:slim are registered trademarks and t:simulator, t:slim X2, t:slim G4 and Basal-IQ are trademarks of Tandem Diabetes Care, Inc. Dexcom and Dexcom G6 are registered trademarks of Dexcom, Inc. Covered by one or more U.S. and international issued and pending patents. Apple and the Apple logo are trademarks of Apple Inc., registered in the U.S. and other countries. App Store is a service mark of Apple Inc. Google Play is a trademark of Google Inc. All other trademarks are the property of their respective owners. ML-1003134_A