

Stop and Resume Insulin Delivery

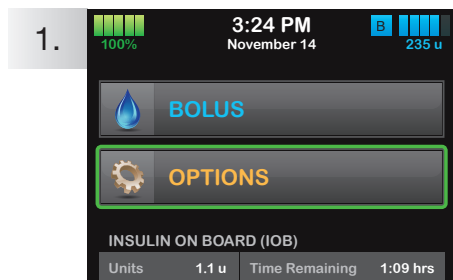
for the t:slim X2™ Insulin Pump



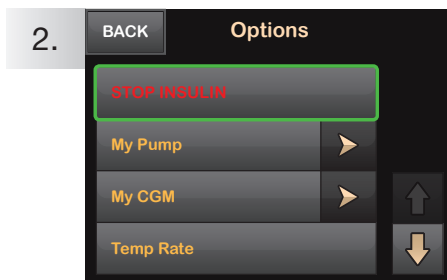
The instructions below are provided as a reference tool for caregivers who are already familiar with the use of an insulin pump and with insulin therapy in general. Not all screens are shown. For more detailed information on the operation of Tandem's insulin pumps, please visit www.tandemdiabetes.com/support.



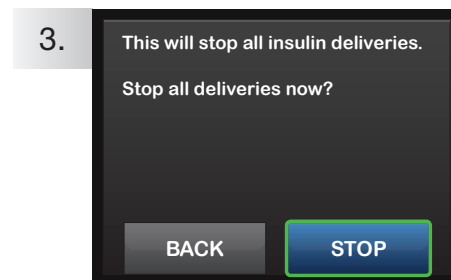
Stop Insulin Delivery



1. Tap **OPTIONS**.



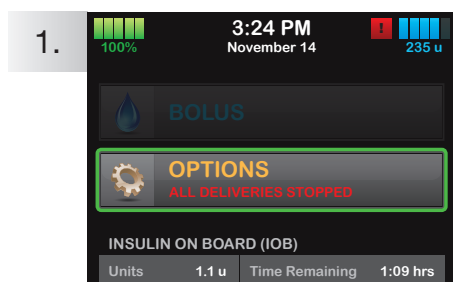
2. Tap **STOP INSULIN**.



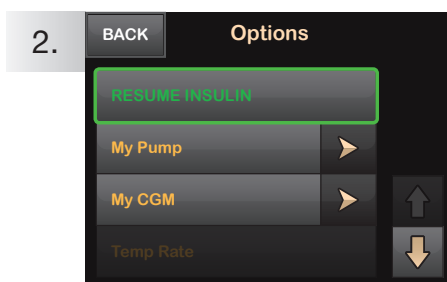
3. Tap **STOP**.



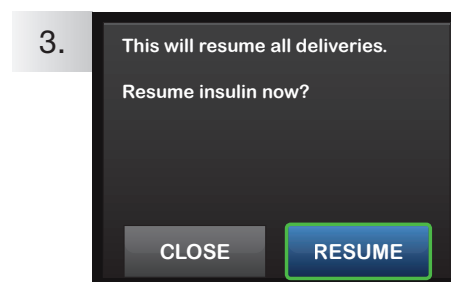
Resume Insulin Delivery



1. Tap **OPTIONS**.



2. Tap **RESUME INSULIN**.



3. Confirm by tapping **RESUME**.

NOTE: Any temp rates or boluses active before you stopped delivery will not resume. It will resume your active personal profile.



TANDEM
DIABETES CARE

(877) 801-6901
www.tandemdiabetes.com

t:simulator App
A demo as simple as our pumps!



DOWNLOAD IT TODAY:
Text **DEMO** to
TANDEM (826336)

