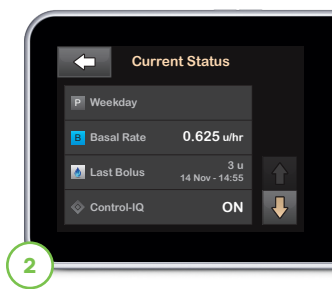




The instructions below are provided as a reference tool for caregivers who are already familiar with the use of an insulin pump and with insulin therapy in general. Not all screens are shown. For more detailed information on the operation of the t:slim X2 insulin pump, please refer to its user guide.



1 Tap the insulin level icon in the upper right corner of the Home screen.



2 Your pump will display the name of the user's active profile, the current basal rate, the time and amount of the last bolus, and whether or not they are using Control-IQ technology.

Note: If the user has an active Extended Bolus, this screen will show how much insulin has been delivered out of the total amount requested.



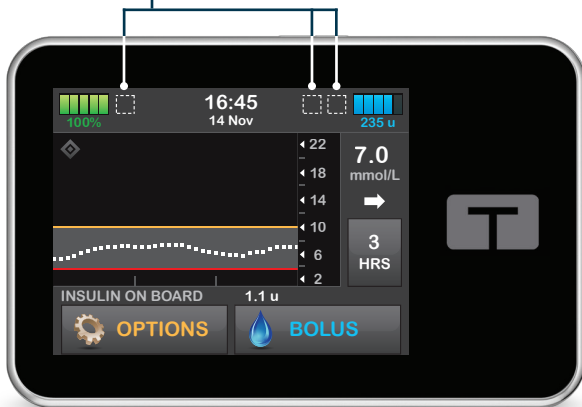
3 Tap the **Down Arrow** to display the current Correction Factor, Carb Ratio, Target BG, and Insulin Duration.



4 Tap the **Down Arrow** to display the Last Calibration, Time Sensor Started, Transmitter Battery status, and Mobile Connection status.

Explanation of icons

The following icons may appear in the areas to the left or right of the time and date on the Home screen of the t:slim X2 insulin pump.




| Icon | Explanation |
|------|---|
| ! | A system reminder, alert, error, or alarm is active. |
| 💧 | A bolus is being delivered. |
| 💧 | Control-IQ technology is delivering an automatic correction bolus. |
| B | Basal insulin is programmed and being delivered. |
| B | Control-IQ technology is increasing basal insulin delivery. |
| B | Control-IQ technology is decreasing basal insulin delivery. |
| T | A temporary basal rate is active. |
| T | A temporary basal rate of 0 u/hr is active. |
| 0 | A basal rate of 0 u/hr is active. |
| ! | All insulin deliveries are stopped. |
| 📶 | CGM sensor session is active, and the transmitter is communicating with the pump. |
| 📶 | CGM sensor session is active, but the transmitter is not communicating with the pump. |



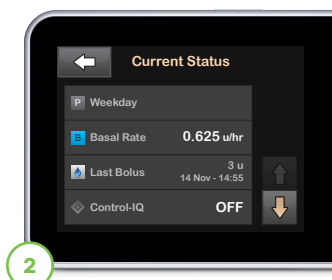


The instructions below are provided as a reference tool for caregivers who are already familiar with the use of an insulin pump and with insulin therapy in general. Not all screens are shown. For more detailed information on the operation of the t:slim X2 insulin pump, please refer to its user guide.



1

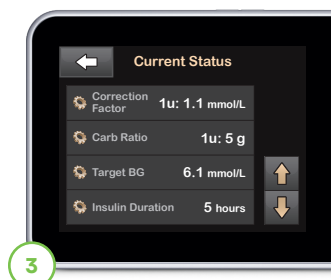
Tap the insulin level icon in the upper right corner of the Home screen.



2

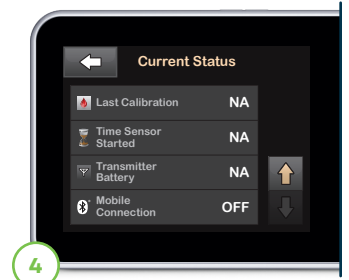
Your pump will display the name of the user's active profile, the current basal rate, the time and amount of the last bolus, and whether or not they are using Control-IQ technology.

Note: If the user has an active Extended Bolus, this screen will show how much insulin has been delivered out of the total amount requested.



3

Tap the **Down Arrow** to display the current Correction Factor, Carb Ratio, Target BG, and Insulin Duration.



4

Tap the **Down Arrow** to display the Last Calibration, Time Sensor Started, Transmitter Battery status, and Mobile Connection status.

Responsible Use of Control-IQ Technology

Even with advanced systems such as the t:slim X2 insulin pump with Control-IQ technology, users are still responsible for actively managing their diabetes. Control-IQ technology does not prevent all high and low blood glucose events. The system is designed to help reduce glucose variability, but it requires that users accurately input information, such as meals and periods of sleep or exercise. Control-IQ technology will not function as intended unless all system components, including CGM, infusion sets and pump cartridges, are used as instructed. Importantly, the system cannot adjust insulin dosing if the pump is not receiving CGM readings. Because there are situations and emergencies that the system may not be capable of identifying or addressing, users should always pay attention to their symptoms and treat accordingly.

Important Safety Information: The t:slim X2 insulin pump with Control-IQ technology (the System) consists of the t:slim X2 insulin pump, which contains Control-IQ technology, and a compatible continuous glucose monitor (CGM, sold separately). The t:slim X2 insulin pump is intended for the subcutaneous delivery of insulin, at set and variable rates, for the management of diabetes mellitus in people requiring insulin. The t:slim X2 insulin pump can be used solely for continuous insulin delivery and as part of the System. When used with a compatible CGM, the System can be used to automatically increase, decrease, and suspend delivery of basal insulin based on CGM sensor readings and predicted glucose values. The System can also deliver correction boluses when the glucose value is predicted to exceed a predefined threshold. The pump and the System are indicated for use in individuals six years of age and greater. The pump and the System are intended for single user use. The pump and the System are indicated for use with U-100 insulin only. The System is intended for the management of Type 1 diabetes.

WARNING: Control-IQ technology should not be used by anyone under the age of six years old. It should also not be used in patients who require less than 10 units of insulin per day or who weigh less than 25 kilograms.

The System is not indicated for use in pregnant women, people on dialysis, or critically ill users. Do not use the System if using hydroxyurea. Users of the pump and the System must: be willing and able to use the insulin pump, CGM, and all other system components in accordance with their respective instructions for use; test blood glucose levels as recommended by their healthcare provider; demonstrate adequate carb-counting skills; maintain sufficient diabetes self-care skills; see healthcare provider(s) regularly; and have adequate vision and/or hearing to recognize all functions of the pump, including alerts, alarms, and reminders. The t:slim X2 pump and the CGM transmitter and sensor must be removed before MRI, CT, or diathermy treatment. Visit tandemdiabetes.com/safetyinfo for additional important safety information.

© 2022 Tandem Diabetes Care, Inc. All rights reserved. Tandem Diabetes Care, Control-IQ, and t:slim X2 are either registered trademarks or trademarks of Tandem Diabetes Care, Inc. in the United States and/or other countries. All third-party marks are the property of their respective owners. ML-1007839_C

