

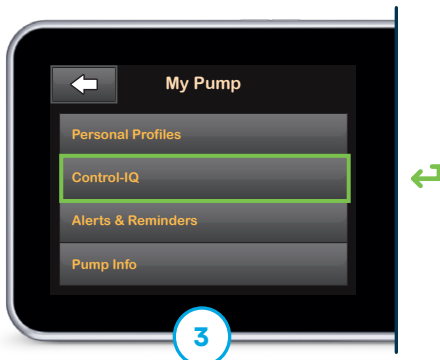
Control-IQ+ is designed to help increase time in range (70-180 mg/dL). This guide explains how to turn Control-IQ+ on and how the algorithm works.



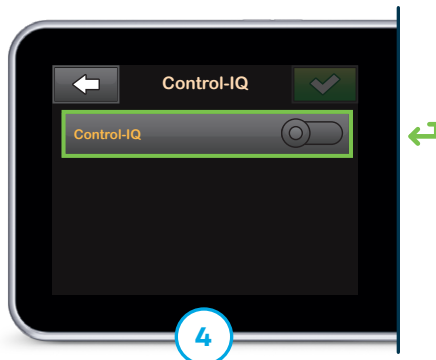
From the Home screen, tap **OPTIONS**.



Tap **My Pump**.




Tap **Control-IQ**.



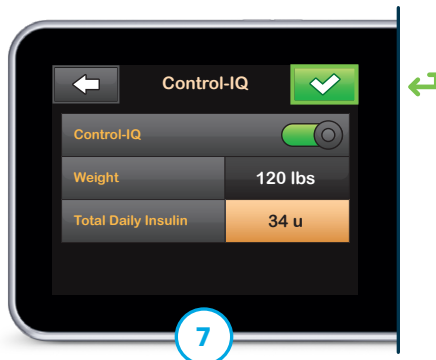
Toggle Control-IQ on.



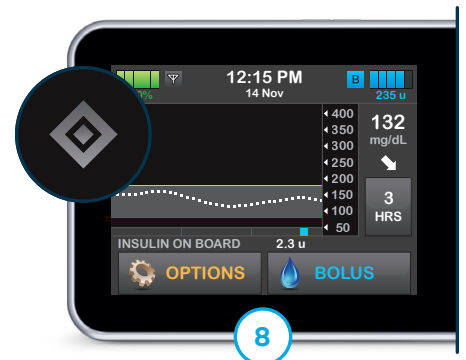
Tap **Weight** and use the keypad to enter the value. Tap  on keypad to save.



Tap **Total Daily Insulin** and use the keypad to enter the value. Tap  to continue.



Tap  to save the settings.



A status icon will display on the Home screen when Control-IQ+ is turned on.

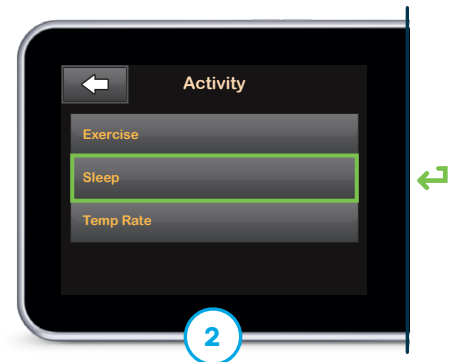
## Sleep Activity

### Sleep Schedules

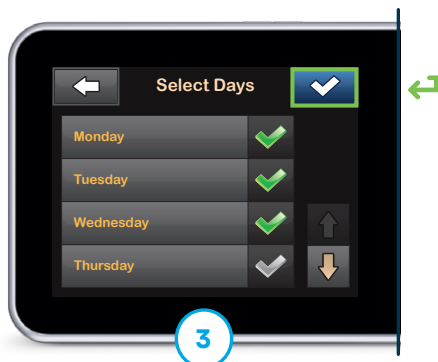
The t:slim X2 insulin pump can automatically switch into the Sleep Activity. Two different schedules can be programmed.



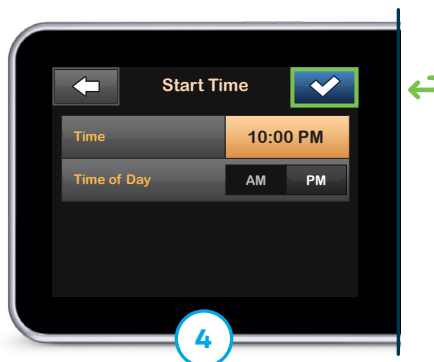
From the Home screen, tap **OPTIONS** and then **Activity**.



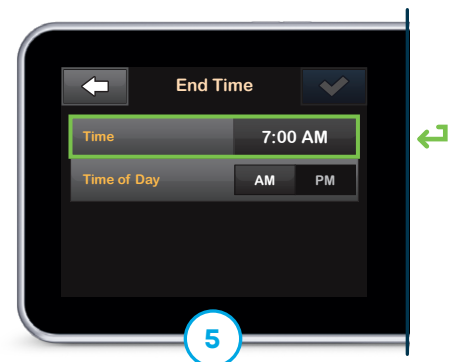
Tap **Sleep, Sleep Schedules**, and then tap a schedule to program.



Tap **Select Days** and then tap each day of the week that applies. Tap  to continue.



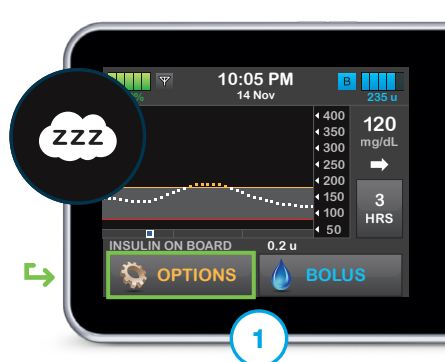
Tap **Start Time** and then **Time**. Enter the desired time. Tap  and then tap  again.



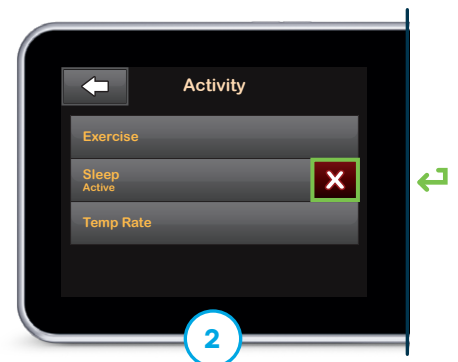
Repeat the same process to configure the **End Time**. Tap  to save the settings.

### Manual Control

In addition to programming automatic Sleep Schedules, the Sleep Activity can also be manually turned on and off.



When enabled, an icon will display on the Home screen. To turn it off, tap **OPTIONS**.



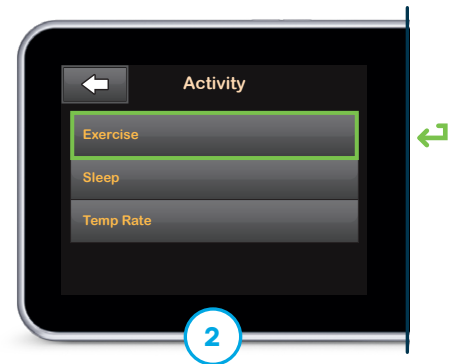
Tap **Activity** and **X** to stop. Tap **Sleep** and then **START** to manually turn it on.

## Exercise Activity

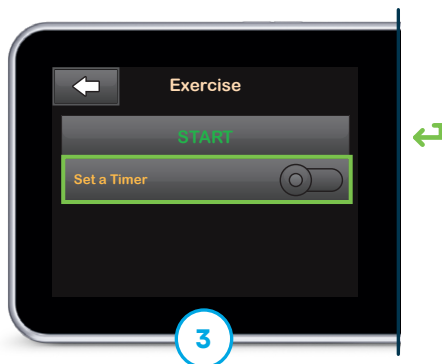
The Exercise Activity can be programmed to accommodate for the natural drop in glucose values following increased activity.



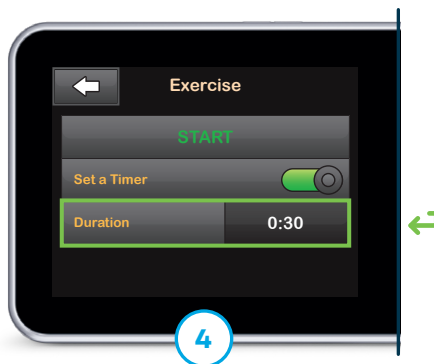
From the Home screen, tap **OPTIONS** and then **Activity**.



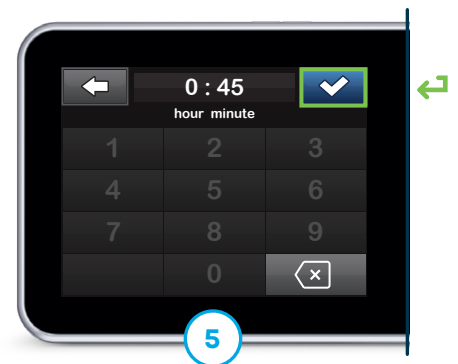
Tap **Exercise**.




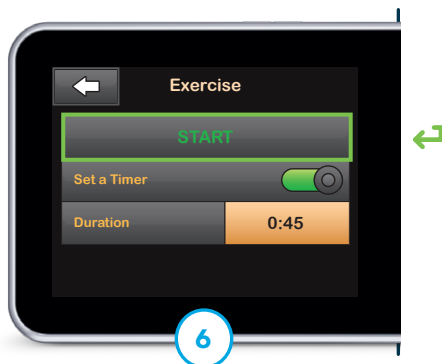
To have it automatically switch off, tap **Set a Timer**. Otherwise, skip to Step 6.



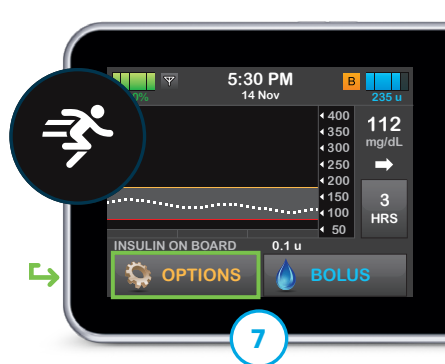
If needed, tap **Duration** to edit the timer length. Otherwise, skip to Step 6.



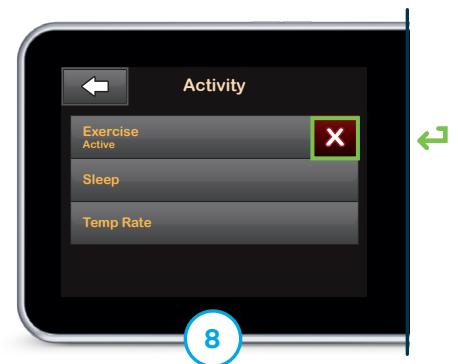
Use the keypad to enter the desired time. Tap  to continue.



Tap **START** to turn on the Exercise Activity.



When enabled, an icon will display on the Home screen. To turn it off, tap **OPTIONS**.












Tap **Activity** and then  to stop.

## How it Works

Control-IQ+ technology uses CGM sensor\* values to predict glucose levels 30 minutes ahead and automatically adjust insulin delivery if glucose is predicted to be below or above a preset treatment value.

### Control-IQ+ Treatment Values

			
  <b>Delivers</b>	AutoBolus	180	180
 <b>B</b> <b>Increases</b>	Basal Insulin	160	120
 <b>Maintains</b>	Profile Settings	112.5	140
 <b>B</b> <b>Decreases</b>	Basal Insulin	70	80
 <b>0</b> <b>Stops</b>	Basal Insulin	70	70

When optional Control-IQ+ activity settings are enabled, a narrower range of treatment values are used to further help guard against highs during exercise and lows while sleeping.

\* CGM sold separately

Visit [tandemdiabetes.com/support](https://tandemdiabetes.com/support) for additional resources.

These instructions are provided as a reference tool for individuals who are already familiar with the use of a Tandem Diabetes Care insulin pump. Not all screens are shown. For more detailed information on the operation of the t:slim X2 insulin pump, please refer to its user guide.

**Important Safety Information:** RX ONLY. The t:slim X2 insulin pump with Control-IQ+ technology is intended for the management of type 1 diabetes mellitus in individuals 2 years of age and greater. Visit [tandemdiabetes.com/safetyinfo](https://tandemdiabetes.com/safetyinfo) for additional important safety information.

**WARNING:** Control-IQ+ technology should not be used by anyone under the age of 2 years old, who require less than 5 units of insulin per day, or who weigh less than 20 pounds.

© 2025 Tandem Diabetes Care, Inc. All rights reserved. Tandem Diabetes Care, Tandem logos, t:slim X2, and Control-IQ+ are either registered trademarks or trademarks of Tandem Diabetes Care, Inc. in the United States and/or other countries. ML-1004929\_F

