

Stop and Resume Insulin Delivery

With the t:slim X2 Insulin Pump

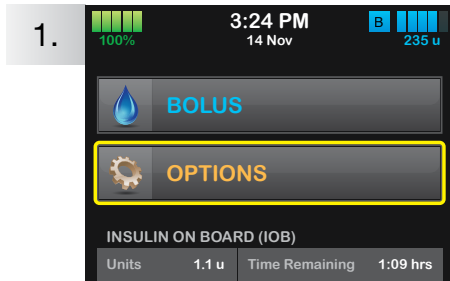


UNITS OF MEASURE MG/DL

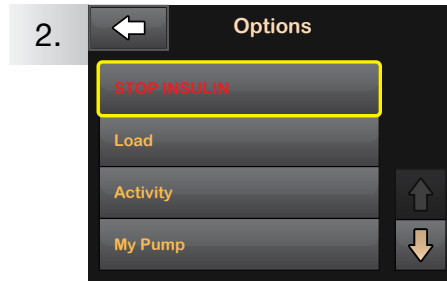
The instructions below are provided as a reference tool for caregivers who are already familiar with the use of an insulin pump and with insulin therapy in general. Not all screens are shown. For more detailed information on the operation of the Tandem t:slim X2™ insulin pump, please refer to its User Guide.



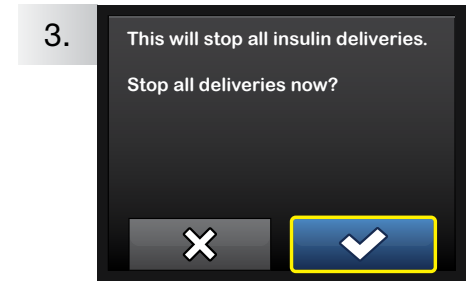
Stop Insulin Delivery



Tap **OPTIONS**.



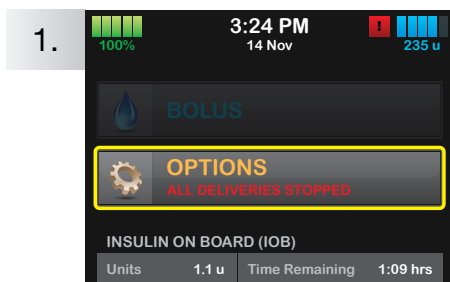
Tap **STOP INSULIN**.



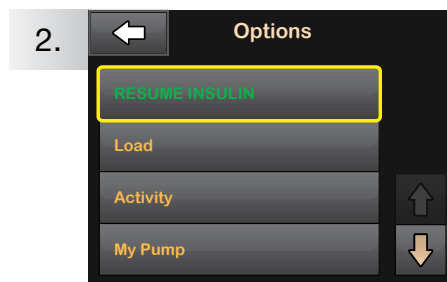
Tap .



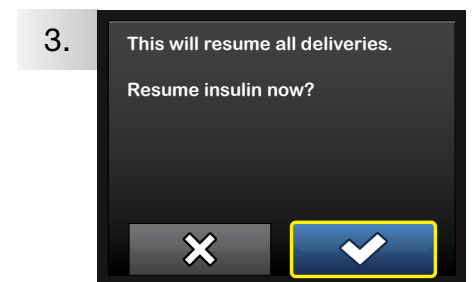
Resume Insulin Delivery



Tap **OPTIONS**.



Tap **RESUME INSULIN**.



Confirm by tapping .

NOTE: If the timer of a temp rate is still active when insulin is resumed, the temp rate will continue. If any bolus is being delivered before you stop insulin, the remaining insulin to be delivered will be canceled.



(877) 801-6901
tandemdiabetes.com

t:simulator App
A free virtual pump demo

