

Basal-IQ Technology

for the t:slim X2 Insulin Pump



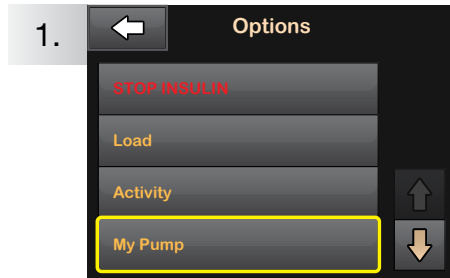
QUICK REFERENCE

UNITS OF MEASURE MG/DL

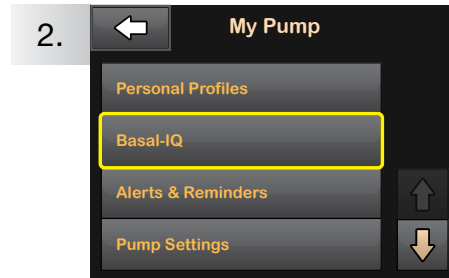
The instructions below are provided as a reference tool for caregivers who are already familiar with the use of an insulin pump and with insulin therapy in general. Not all screens are shown. For more detailed information on the operation of the Tandem t:slim X2™ insulin pump, please refer to its User Guide.



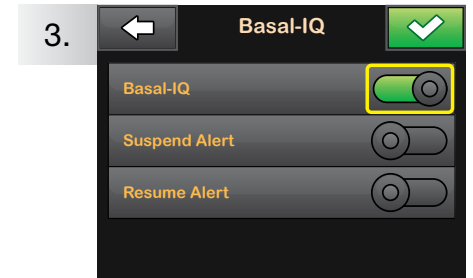
To turn the Basal-IQ technology feature ON or OFF:



1. From the Options menu, tap My Pump.



2. Tap Basal-IQ.



3. Tap Basal-IQ to toggle the feature to ON or OFF. To save the setting, tap

NOTE: No alerts or alarms are required to use Basal-IQ® technology. On the Basal-IQ screen, the user can choose whether or not to receive alerts when insulin is suspended or resumed based on personal preferences. Alerts remain off unless manually turned on.

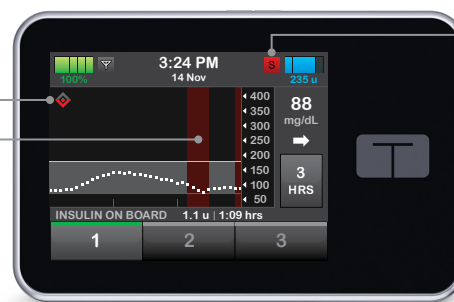
PRECAUTION: The Dexcom G6 CGM is providing the data that Basal-IQ technology needs to make predictions to suspend insulin delivery. Accordingly, we recommend that the CGM Out of Range Alert be enabled whenever the user is not actively monitoring pump status. This will notify the user that the CGM has been disconnected from the pump.



Once Basal-IQ technology is ON, monitor activity from the Home screen:

A gray diamond icon indicates the Basal-IQ feature is turned on. When insulin is suspended, the bottom half of the diamond will turn red.

Red bars on the CGM graph indicate when insulin delivery has been suspended.



A red icon with the letter “S” indicates that all insulin delivery has been suspended.

NOTE: A CGM session must be currently running in order to use Basal-IQ technology.



(877) 801-6901
tandemdiabetes.com

t:simulator App
A free virtual pump demo



Important Safety Information: Caution: Federal (USA) law restricts the t:slim X2 insulin pump and the t:slim X2 insulin pump with Basal-IQ technology to sale by or on the order of a physician. The t:slim X2 insulin pump with Basal-IQ technology (the System) consists of the t:slim X2 insulin pump, which contains Basal-IQ technology, and a compatible integrated continuous glucose monitor (iCGM, sold separately). The t:slim X2 insulin pump is intended for the subcutaneous delivery of insulin, at set and variable rates, for the management of diabetes mellitus in people requiring insulin. The t:slim X2 insulin pump can be used solely for continuous insulin delivery and as part of the System. When used with a compatible CGM, the t:slim X2 insulin pump with Basal-IQ technology can be used to suspend insulin delivery based on CGM sensor readings. The pump and the System are indicated for use in individuals 6 years of age and greater. The pump and the System are intended for single patient use. The pump and the System are indicated for use with NovoLog or Humalog U-100 insulin. The System is not indicated for use in pregnant women, people on dialysis, or critically ill patients. Users of the pump and the System must: be willing and able to use the insulin pump, CGM, and all other system components in accordance with their respective instructions for use; test blood glucose levels as recommended by their healthcare provider; demonstrate adequate carb-counting skills; maintain sufficient diabetes self-care skills; see healthcare provider(s) regularly; and have adequate vision and/or hearing to recognize all functions of the pump, including alerts. The t:slim X2 pump, transmitter, and sensor must be removed before MRI, CT, or diathermy treatment. For additional important safety information, visit tandemdiabetes.com/safetyinfo.

© 2019 Tandem Diabetes Care, Inc. All rights reserved. Tandem Diabetes Care and Basal-IQ are registered trademarks and t:simulator, and t:slim X2 are trademarks of Tandem Diabetes Care, Inc. Dexcom and Dexcom G6 are registered trademarks of Dexcom, Inc. in the United States and/or other countries. Apple and the Apple logo are trademarks of Apple Inc., registered in the U.S. and other countries. App Store is a service mark of Apple Inc. Google Play and the Google Play logo are trademarks of Google LLC. ML-1003334_C

Basal-IQ Technology

for the t:slim X2 Insulin Pump



QUICK REFERENCE

UNITS OF MEASURE MG/DL

The instructions below are provided as a reference tool for caregivers who are already familiar with the use of an insulin pump and with insulin therapy in general. Not all screens are shown. For more detailed information on the operation of the Tandem t:slim X2™ insulin pump, please refer to its User Guide.



To connect Dexcom G6 CGM transmitter and Tandem pump:

EVERY 3 MONTHS



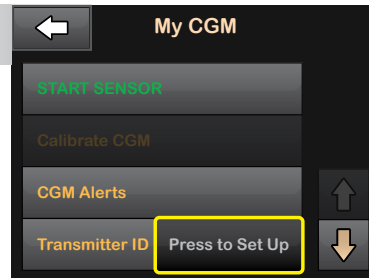
1.



NOTE: Before starting, make sure the Dexcom transmitter is linked with the user's t:slim X2 insulin pump and not their Dexcom receiver. A single transmitter can't be connected to both at the same time.

Locate the ID on the bottom of the transmitter before attaching it to a sensor. The transmitter ID can also be found on the Dexcom transmitter box.

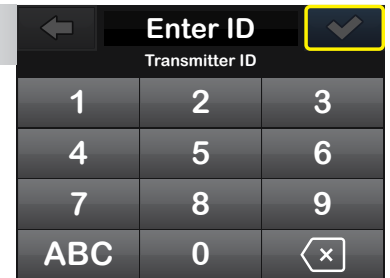
2.



In the Options menu, tap the **Down Arrow** > **My CGM**.

Tap **Press to Set Up** located next to Transmitter ID.

3.



Enter transmitter ID and tap .

The user will be prompted to enter the ID again to verify accuracy, after which the transmitter will be connected.

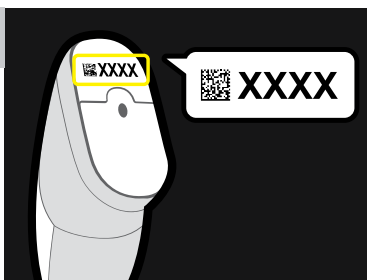


To start a new sensor session:

EVERY 10 DAYS

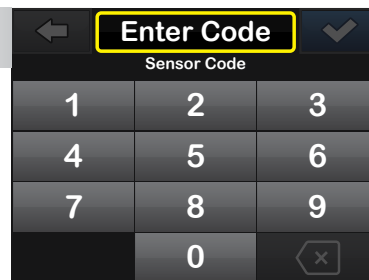


1.



Locate the sensor code on the adhesive strip found on the bottom of the applicator.

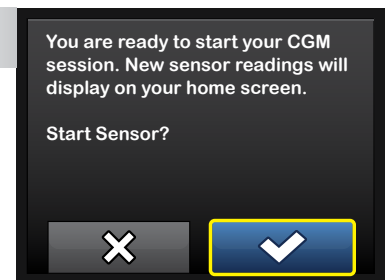
2.



In the Options menu, tap the **Down Arrow**, then: **My CGM** > **START SENSOR** > **CODE** and enter sensor code.

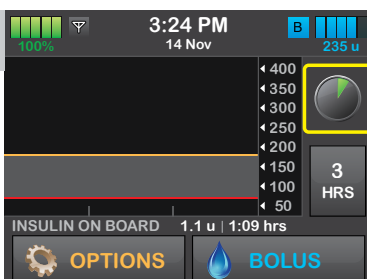
If user has already started a sensor session on the Dexcom mobile app, tap **My CGM** > **START SENSOR** > **SKIP**.

3.



Tap to confirm the start of a new CGM sensor session.

4.



NOTE: The countdown symbol fills in over time to show how much time is left before the system is ready to display the current CGM reading.

A symbol will appear on the Home screen to indicate the two-hour startup process has begun. During this time, user will not receive sensor data or be able to use advanced features such as Basal-IQ technology.

If a sensor code is not entered prior to starting a sensor session, the t:slim X2 insulin pump will prompt the user to calibrate using a blood glucose meter at regular intervals. By entering the sensor code, the user will not be prompted to calibrate the sensor.

If glucose alerts and readings do not match symptoms or expectations, use a blood glucose meter to make diabetes treatment decisions.