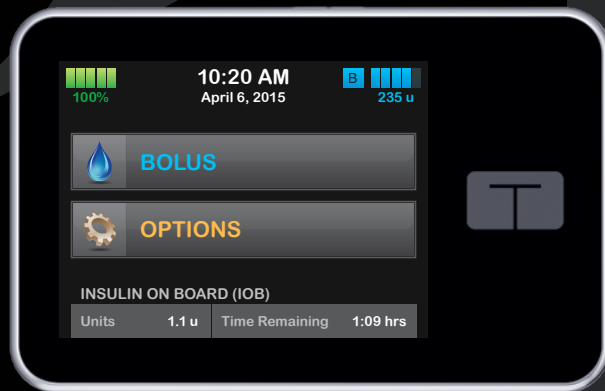


# t:slim<sup>®</sup>

Insulin Pump



touch simplicity<sup>®</sup>

t:slim<sup>®</sup>  
Insulin Pump

Welcome to the first  
touch screen insulin pump.

[www.tandemdiabetes.com](http://www.tandemdiabetes.com)



**so simple.** Touch screen technology makes the t:slim® Pump amazingly easy to use.



Simple keypad entry. No more scrolling.  
(Actual Size)



Chris diagnosed 1978



**so small.** The beauty is that the t:slim Pump is so small and can hold a surprisingly large amount of insulin – up to 300 units. All thanks to an innovative, flat insulin cartridge design.

[www.tandemdiabetes.com](http://www.tandemdiabetes.com)

**so green.** No more throwing away expensive disposable batteries. The t:slim® Pump is the only rechargeable pump on the market. It can be charged from the wall, the car, or a computer without interrupting insulin delivery. A charge lasts up to 7 days.

[www.tandemdiabetes.com](http://www.tandemdiabetes.com)



Stuart diagnosed 1985

**so advanced.**

The t:slim Pump features highly advanced Micro-Delivery® technology that delivers insulin in the tiniest increments available.

**so proven.** The t:slim® Pump has many features based on the insights of experienced pump users.



Ryan diagnosed 2001



**so durable.** The t:slim Pump is ultra-strong – the aluminum case is very durable and light. The touch screen is made of high-grade, shatter-resistant glass. Plus, the t:slim Pump is watertight, so you don't have to worry about it accidentally getting wet.

**so complete.** The t:slim® Pump comes with the t:connect® Diabetes Management Application providing a fast, easy, and visual way for you and your healthcare provider to fine-tune your diabetes management.



Kerri diagnosed 1996

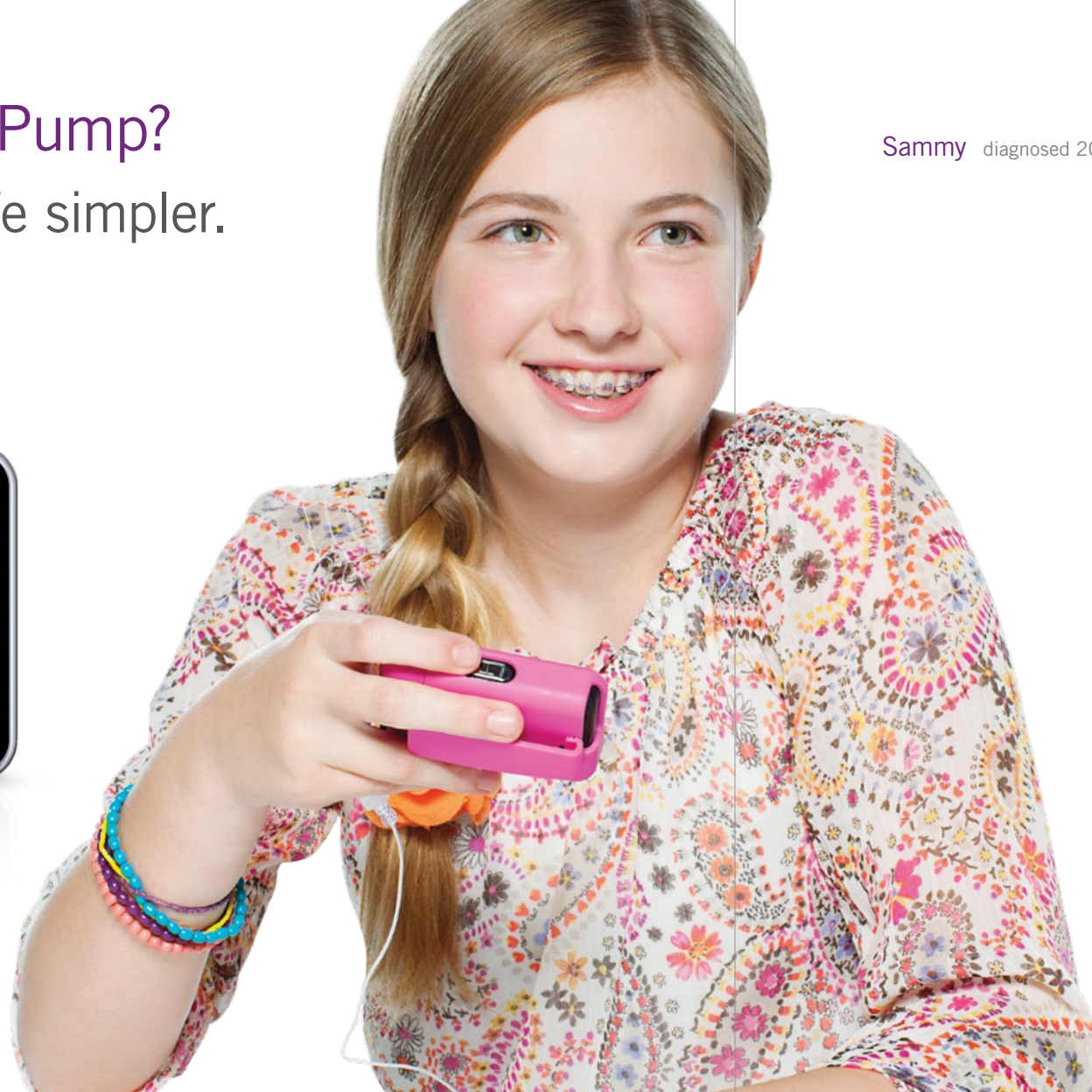
**SO YOU.** The t:slim Pump doesn't look or feel like other insulin pumps. Its bright touch screen is as simple to use as your smart phone. And because the t:slim Pump is so small, you can wear it wherever and however you choose.

[www.tandemdiabetes.com](http://www.tandemdiabetes.com)

Ready to start on a t:slim® Pump?  
See for yourself how it makes life simpler.



Sammy diagnosed 2011



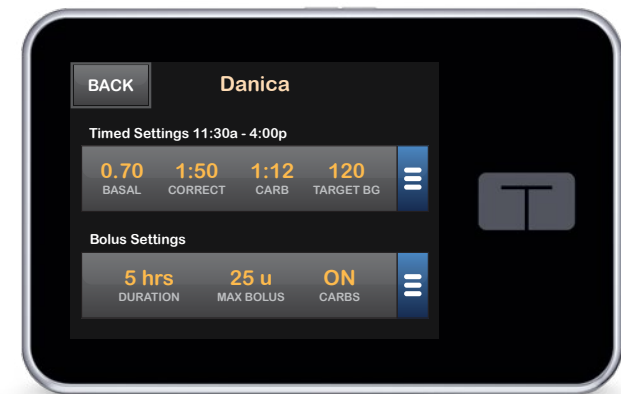
Simple to learn.  
Simple to use.  
Simple as that.

At Tandem Diabetes Care®, our focus is on helping to simplify diabetes management for you. It is not just a job for us; it is our passion.

We traveled the country listening to the diabetes community tell us about the need for simplicity. In response, we created the t:slim Pump to make insulin therapy as simple as possible: touch screen access to all settings, simple bolus dosing and basal delivery, simple personal profile set-up, and simple data management.

So whether you are new to pump therapy or experienced, the t:slim Pump was designed for you!

[www.tandemdiabetes.com](http://www.tandemdiabetes.com)



## Simple touch screen access to all settings.

The t:slim® Pump delivers the features you expect from a smart pump, but with one important difference: we made them easy to find and easy to use.

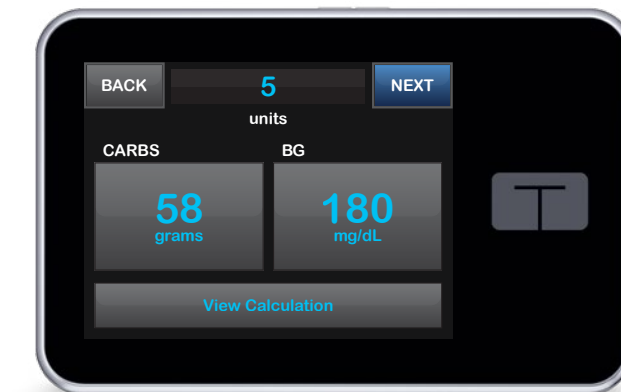
- Easily view insulin on board, battery status, insulin cartridge volume, bolus status, and pump status
- Enjoy quick access to bolus and pump feature options from the home screen
- Easily make changes to your insulin delivery settings from one screen – set your correction factor, target blood glucose, insulin-to-carb ratio, basal rates, and more

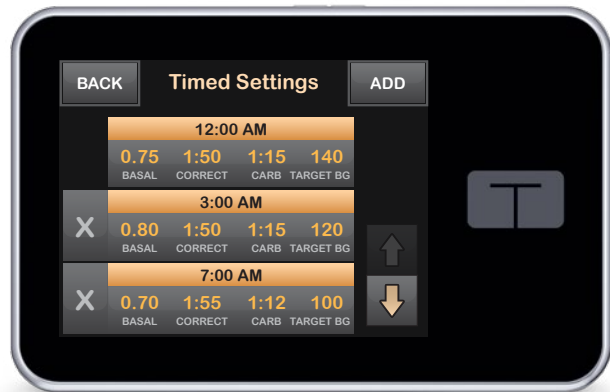


Danica diagnosed 1980

**Simple bolus dosing.** Goodbye scrolling. Hello keypad. With the t:slim Pump, bolus dosing is just a matter of a simple keypad entry.

- Integrated bolus calculator with carb adding capabilities
- Standard and extended bolus options
- Quick bolus at the touch of a single button – no need to take your pump out





## Simple to fine-tune your basal delivery.

You can customize your t:slim® Pump to deliver basal insulin to meet your body's changing needs throughout the day and night.

- Six customizable daily profiles, each with 16 time settings
- Micro-Delivery™ technology, unique to the t:slim Pump, allows basal delivery every five minutes in increments as small as .001 unit
- Temporary basal rate available for additional flexibility when you need it

[www.tandemdiabetes.com](http://www.tandemdiabetes.com)



Clayton diagnosed 1996

**Simple to keep discreet.** As the smallest, slimmest system ever, the t:slim Pump is easy to keep discreet... but you may want to show it off!

- Footprint of a credit card
- Glass touch screen, chrome trim, and the glossy look of a smart phone
- Innovative flat cartridge can be filled with up to 300 units of Humalog® or Novolog® rapid-acting insulin

**Simply built to last.** The t:slim Pump is durable to stand up to your daily activities.

- Ultra-strong, aluminum case
- High-grade, shatter-resistant touch screen glass is guaranteed to last for four years (and tested far beyond)
- Watertight – tested to a depth of three feet for 30 minutes (IPX7 rating)

**Simply kinder to our environment.** The t:slim Pump features the latest green technology.

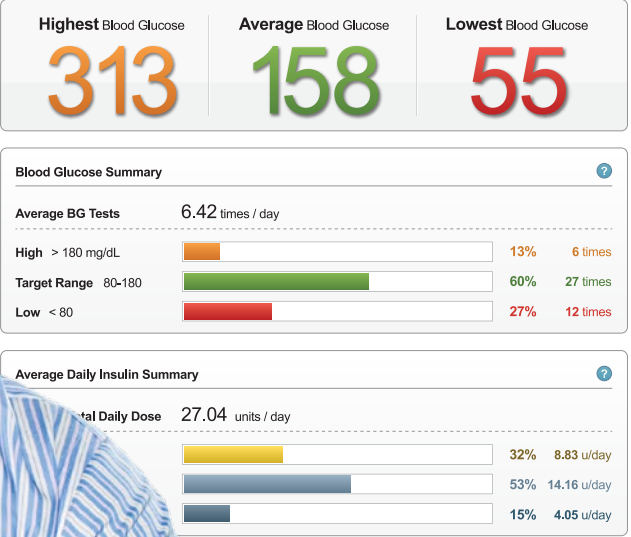
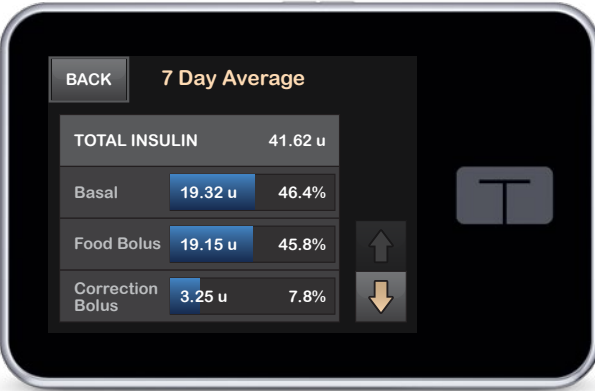
- Rechargeable lithium polymer battery powers your pump for up to seven days
- Battery can be quickly charged as you shower, drive, or check your email – without interrupting your insulin delivery
- No more throwing away expensive disposable batteries every month

**Safe and simple.** The t:slim® Pump was designed with your safety in mind.

- Touch screen safety lock prevents unintended use
- Innovative Micro-Delivery® technology prevents your pump from unintentionally delivering insulin from the reservoir
- Easy-to-hear alarms and alerts with adjustable volume
- Easy for a family member or friend to learn (in case you ever want their help)

**Simple on-screen reporting.** The t:slim Pump's on-screen history makes it simple to manage and track your diabetes.

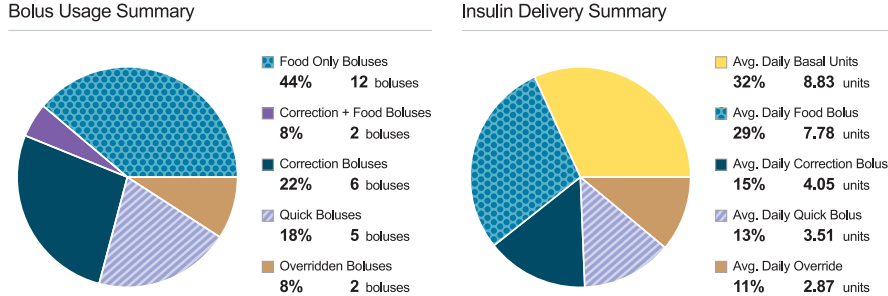
- Easily view your complete insulin delivery history, blood glucose entries, and past alerts and alarms over a period of up to 90 days



Chris diagnosed 1978

# t:connect®

## Diabetes Management Application



**Simple web-based reporting.** The t:connect® Diabetes Management Application makes it fast and easy to generate useful reports that you and your healthcare provider can use to make lifestyle and therapy adjustments to improve your BG control.

- Quickly upload data from your t:slim Pump without interrupting insulin delivery
- View useful, easy-to-understand reports with simple, color-coded graphs in one click
- Interactive reports show insulin therapy and BG meter information

**Simple to be stylish.** Since your pump is such an integral part of you, we offer accessories to match your needs and personal style.

- Unique accessories for the coolest pump ever
- We partnered with Myabetic to design fun and fashionable accessories, so you can customize your pump to fit both your lifestyle and sense of style

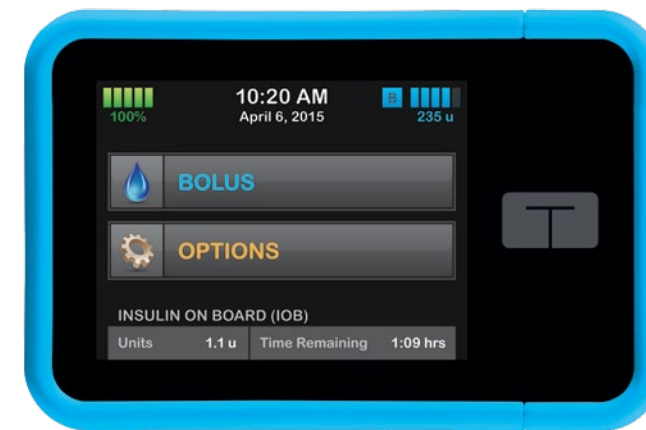




Kyrra diagnosed 2008



## t:clip™ Vertical Case

This plastic case lets you wear your t:slim® Pump clipped to any garment vertically. Whether you wear it on a belt, tucked to a pocket, or clipped to a bra, t:clip gives you easy access to your pump's screen and Wake Button.



- |   |  |   |
|---|--|---|
|  Red Trolley     |  Tower 4 Blue     |  Aztec Black     |
|  Roselle Pink  |  Community Blue |  Midway Silver |
|  Sunset Orange |  Coronado Blue  |  Alpine White  |
|  Green Flash   |  Pacific Purple |   |

### t:wallet™ Case

This leatherette case clips horizontally to your clothes and gives you full access to your pump screen and Wake Button. The t:wallet features two slots for IDs or credit cards, and a pocket for money.



### t:holster™ Case

This leatherette case clips to your clothes and rotates easily so you can wear your t:slim® Pump vertically or horizontally. You can do a Quick Bolus without taking your pump out of the holster.



### t:pack™ Case

This high-quality nylon case has 2 separate compartments, 5 zippered pockets, and 3 elastic loops. The t:pack can hold your BG meter, strips, lancing device, extra cartridges, extra sets, power cable, insulin vial, glucose tabs and other items you may need in case of an emergency.



Simple to fit any body and lifestyle. The t:slim® Pump gives you the flexibility to select the infusion set that best matches your needs.

- Standard connector lets you use any luer-lock infusion set you want
- Tandem offers a variety of choices in cannula materials, adhesive materials, insertion angles, and insertion techniques




t:90™ Infusion Set

The t:90™ is the most popular all-in-one infusion set. The 90 degree soft cannula is pre-loaded in an automatic spring inserter to make one-handed insertions quick and easy, even in hard to reach areas. It is available in Blue, Pink, and Grey.

90°
Soft



t:90 Inserter




Cleo® Infusion Set

The Cleo® 90 soft cannula infusion set sports a sleek design, clear adhesive tape, multiple tubing orientations, and an integrated applicator that automatically retracts the needle for safe disposal.

90°
Soft



Cleo Inserter



Comfort™ Infusion Set

The comfort™ is the world's #1 soft-cannula infusion set that allows users to choose their most comfortable insertion angle (20°–45°). It is the preferred set of those who are lean and live an active lifestyle.

20°–45°
Soft



Contact™ Detach Infusion Set

The contact™ detach infusion set features a very fine, 29-gauge, 90° stainless steel needle, and two adhesive pads for those who prefer the reliability of steel sets but don't want to compromise on comfort.

90°
Steel

# Have questions?

Do you have questions about the t:slim® Pump or your insurance coverage? Just call us at:

1-877-801-6901

## Get started today.

To begin the process, simply visit:

[tandemdiabetes.com/getstarted](http://tandemdiabetes.com/getstarted)

Fill out and submit the online form, or complete the attached form and send it with a copy of the front and back of your insurance card via mail or fax.

We will work with your insurance company to determine your benefits, and with your healthcare provider to obtain your prescription.

Kyrra diagnosed 2008



# t:slim Insulin Pump Technical Specifications

## Physical Characteristics

### Size

- 2.0" x 3.13" x 0.6" (H x W x D)

### Weight

- 3.95 ounces (with full 300 unit cartridge)

### Color

- Black aluminum case with chrome trim

### User Interface

- Bright, color touch screen

### Screen

- Shatter-resistant glass
- 2.4" diagonal

### Insulin

- Up to 300 units
- For use with Humalog® or Novolog® rapid-acting insulin

### Battery

- Integrated rechargeable lithium polymer battery
- Typically lasts up to 7 days on a full charge

## Infusion Sets

- Standard Luer-lock infusion sets

## Safety Features

### Insulin Delivery Mechanism

- Micro-Delivery® technology

### Alarms

- Adjustable volume, visual, vibratory

### Alerts/Reminders

- High BG (blood glucose), Low BG, After Bolus BG, Missed Meal Bolus
- Infusion Set Change

### Watertight

- 3 feet for 30 minutes (IPX7 rating)

## Insulin Delivery Settings

### Personal Profiles

- 6 customizable profiles

## Timed Settings

- 16 timed settings per personal profile

## Adjustable Settings

- Basal rate, correction factor, carb ratio, target BG

## Insulin Duration

- 2-8 hours in 1-minute increments

## Bolus Insulin Delivery

### Bolus Calculator

- Integrated calculator with numeric keypad

### Bolus Increments

- 0.01 unit (at volumes greater than 0.05 units)

### Insulin Sensitivity Factor

- 1:1 to 1:600 mg/dL (1 mg/dL increments)

### Insulin-to-Carb Ratio

- 1:1 to 1:300 g (0.1 increments below 10 grams)

### Maximum Bolus Size

- 25 units (with an option for an additional 25 units)

## Basal Insulin Delivery

### Basal Rate Increments

- 0.001 units at programmed rates  $\geq 0.1$  units/hr

### Maximum Basal

- 15 units/hr

### Temporary Basal Rate

- 15 minutes to 72 hours (range: 0%-250%)

## Other

### Pump History

- Up to 90 days of data (11,000 events)

### Warranty

- 4 years

For a full list of technical specifications, please see the t:slim Pump User Guide at: [www.tandemdiabetes.com](http://www.tandemdiabetes.com)



## t:simulator™ App

*Experience the simplicity of the t:slim®  
Insulin Pump on your mobile device!*



Available on the  
**App Store**



Get it on  
**Google play**



**TANDEM®**  
DIABETES CARE

1-877-801-6901

[www.tandemdiabetes.com](http://www.tandemdiabetes.com)

Follow us on:



The t:slim Insulin Delivery System is intended for the subcutaneous delivery of insulin, at set and variable rates, for the management of diabetes mellitus in persons requiring insulin, for individuals 12 years of age and greater.

Caution: Federal law restricts this device to sale by or on the order of a physician.

The t:connect® Diabetes Management Application is intended for use by individuals with diabetes mellitus who use Tandem Diabetes Care insulin pumps, their caregivers, and their healthcare providers in home and clinical settings. The t:connect Application supports diabetes management through the display and analysis of information downloaded from Tandem Diabetes Care insulin pumps and specified blood glucose meters.

© 2015 Tandem Diabetes Care, Inc. All rights reserved. t:slim, t:connect, Touch Simplicity, Micro-Delivery, and Tandem Diabetes Care are registered trademarks, and t:simulator, t:clip, t:wallet, t:holster, t:pack, t:90 and t:set are trademarks of Tandem Diabetes Care, Inc. Apple and the Apple logo are trademarks of Apple Inc. registered in the U.S. and other countries. App Store is a service mark of Apple Inc. Google Play is a trademark of Google Inc. All other trademarks are the property of their respective owners. U.S. coin image from the U.S. Mint. Covered by one or more U.S. and international issued and pending patents. ML-000028\_F