


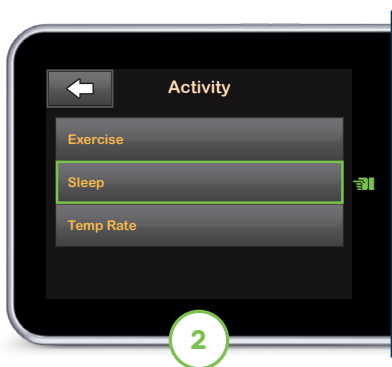


Users can program their t:slim X2 insulin pump to automatically switch into the Sleep Activity. Two Sleep Schedules can be used.

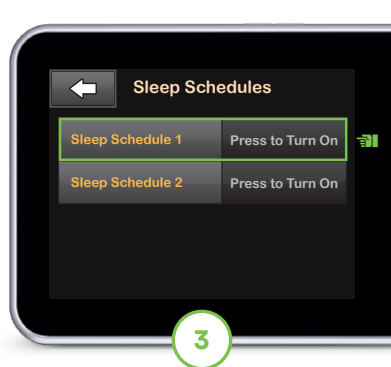


From the Home screen, tap **OPTIONS** and then **Activity**.

Note: These instructions are provided as a reference tool for pump users and caregivers who are already familiar with the use of an insulin pump and with insulin therapy in general. Not all screens are shown. For more detailed information on the operation of the t:slim X2 pump, please refer to its user guide.



Tap **Sleep**.



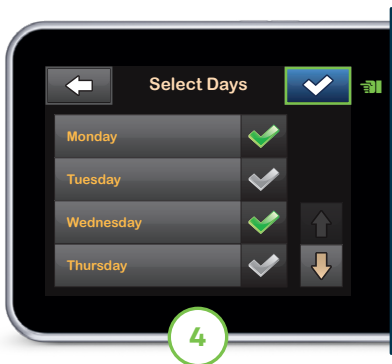
Tap **Sleep Schedules** and then tap a Sleep Schedule.


Note: Activities may not be enabled at the same time. If programmed, Sleep Schedule(s) will automatically start once Exercise is disabled.


Note: If the user does not program Sleep Schedules, the Sleep Activity must be manually turned on and off.





Pump Tip: Control-IQ technology must be on and continuous glucose monitoring (CGM)* session must be active on the pump to start the Sleep Activity.



Tap **Selected Days** and then tap each day of the week the user wants Sleep scheduled. Tap  to continue.



Tap **Start Time** and then tap **Time**. Use the keypad to enter the desired time. Tap  to continue and then tap  again.



Repeat the same process to configure the **End Time**.

Note: These times should reflect the time the user generally goes to sleep and wakes up. If applicable, also confirm the time of day is accurate.



Tap  to save the settings.

The **SETTING SAVED** screen will appear to confirm.

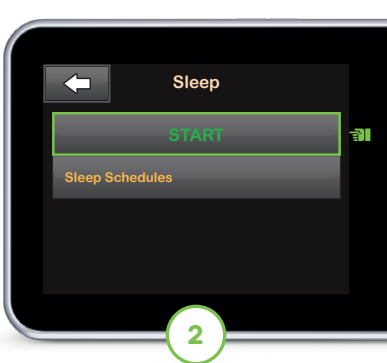


In addition to creating Sleep Schedules, the Sleep Activity can also be manually turned on and off from the t:slim X2 insulin pump.

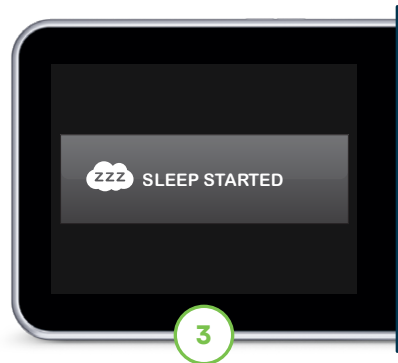
Flip to the back to learn how the Sleep Activity adjusts insulin delivery when enabled.



From the Home screen, tap **OPTIONS** and then **Activity**. Tap **Sleep**.

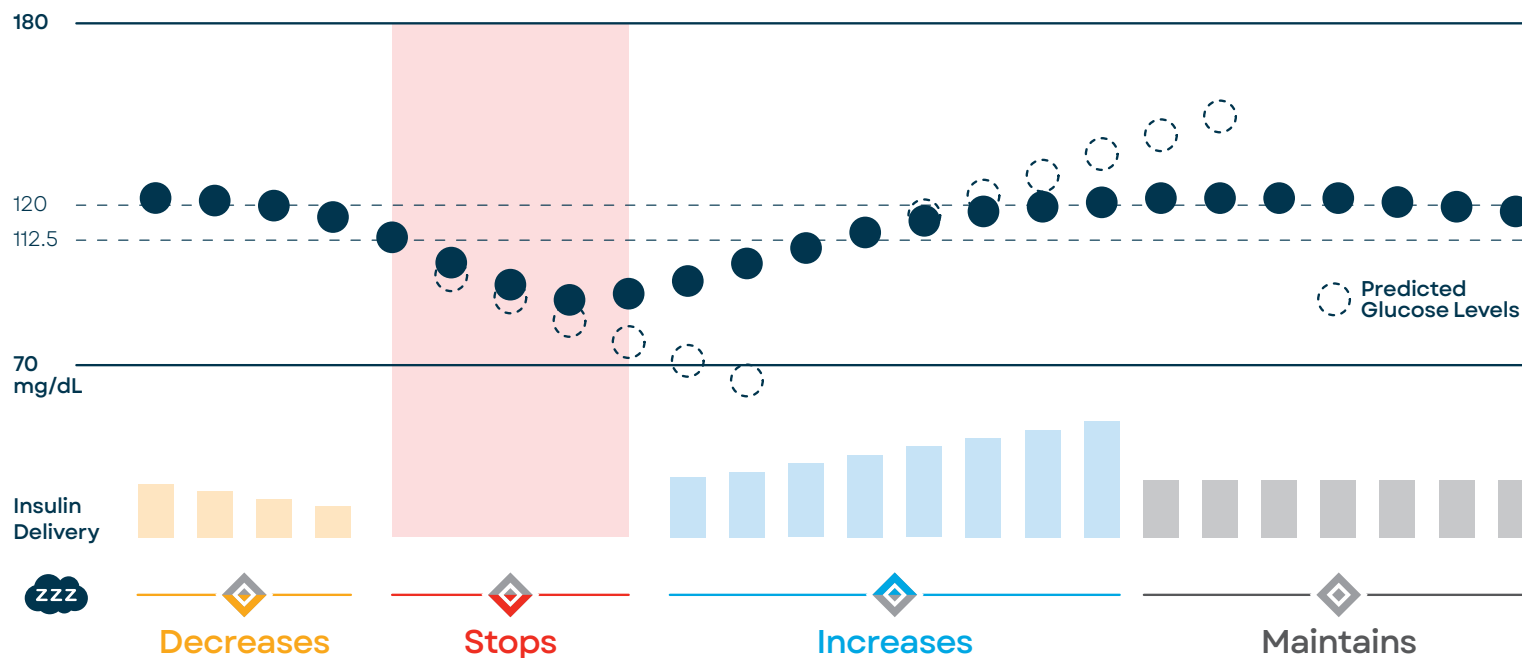


Tap **START** to manually turn on the Sleep Activity.



Sleep is now enabled.

Note: To disable the Sleep Activity, tap anywhere on the Sleep button from the Activity screen.



Configuration Settings

- ✓ To ensure that both Sleep Schedules can be saved and enabled at the same time, the two schedules cannot overlap. One or both Sleep Schedules may be disabled at any time.
- ✓ If you manually start the Sleep Activity before a Sleep Schedule begins, it does not impact the scheduled wake time
- ✓ Automatic correction boluses will not be delivered while the Sleep Activity is enabled



Pump Tip: On the Sleep Schedule screen, the default for Selected Days is always the current day of the week according to the insulin pump.

Responsible Use of Control-IQ Technology

Control-IQ technology does not prevent all high and low blood glucose events, and is not a substitute for meal boluses and active self-management of your diabetes. Control-IQ technology will not be able to predict sensor glucose values and adjust insulin dosing if your CGM is not working properly or is unable to communicate with your pump. Always pay attention to your symptoms and blood glucose levels and treat accordingly. Please visit tandemdiabetes.com/tslimX2-use for more information.

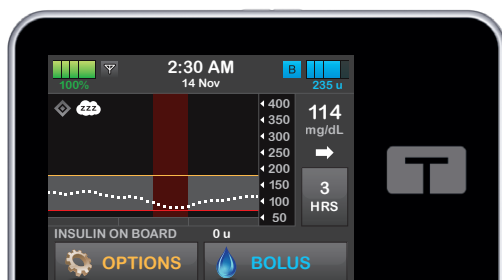


Need additional help? Scan this code to visit our support center.

How it Works

The t:slim X2 insulin pump with Control-IQ technology uses CGM values to predict glucose levels 30 minutes ahead and automatically adjust insulin every 5 minutes.

When the Sleep Activity is enabled, the algorithm narrows and lowers the range of treatment values to 112.5-120 mg/dL when determining whether to decrease, stop, or increase basal insulin delivery.



* CGM sold separately.

Important Safety Information: RX ONLY. The t:slim X2 pump and Control-IQ technology are intended for single patient use. The t:slim X2 pump and Control-IQ technology are indicated for use with U-100 insulin only. t:slim X2 insulin pump: The t:slim X2 insulin pump with interoperable technology is an alternate controller enabled (ACE) pump that is intended for the subcutaneous delivery of insulin, at set and variable rates, for the management of diabetes mellitus in people requiring insulin. The pump is able to reliably and securely communicate with compatible, digitally connected devices, including automated insulin dosing software, to receive, execute, and confirm commands from these devices. The t:slim X2 pump is indicated for use in individuals six years of age and greater. Control-IQ technology: Control-IQ technology is intended for use with a compatible integrated continuous glucose monitor (iCGM, sold separately) and ACE pump to automatically increase, decrease, and suspend delivery of basal insulin based on iCGM readings and predicted glucose values. It can also deliver correction boluses when the glucose value is predicted to exceed a predefined threshold. Control-IQ technology is intended for the management of Type 1 diabetes mellitus in persons six years of age and greater.

WARNING: Control-IQ technology should not be used by anyone under the age of six years old. It should also not be used in patients who require less than 10 units of insulin per day or who weigh less than 55 pounds.

Control-IQ technology is not indicated for use in pregnant women, people on dialysis, or critically ill patients. Do not use Control-IQ technology if using hydroxyurea. Users of the t:slim X2 pump and Control-IQ technology must: use the insulin pump, CGM, and all other system components in accordance with their respective instructions for use; test blood glucose levels as recommended by their healthcare provider; demonstrate adequate carb-counting skills; maintain sufficient diabetes self-care skills; see healthcare provider(s) regularly; and have adequate vision and/or hearing to recognize all functions of the pump, including alerts, alarms, and reminders. The t:slim X2 pump, and the CGM transmitter and sensor must be removed before MRI, CT, or diathermy treatment. Visit tandemdiabetes.com/safetyinfo for additional important safety information.

© 2023 Tandem Diabetes Care, Inc. All rights reserved. Tandem Diabetes Care, the Tandem Logo, Control-IQ, and t:slim X2 are either registered trademarks or trademarks of Tandem Diabetes Care, Inc. in the United States and/or other countries. ML-1011573_A

